

technopolis |group|

September 2017

ESS ERIC impact study

Report annex: Impact case studies

ESS ERIC impact study

Report annex: Impact case studies

technopolis _{group} September 2017

Case study researchers: Annemieke Biesma, Anneloes de Ruiten, Katre Elias-Taal, Patrick Eparvier, Tatjana Guznajeva, Peter Kolarz, Adam Krcal, Ernestine Mbengue, Kerli Müürisepp, Reda Nausedaite, Kalle Nielsen, Loic Perroud, Leonor Rivoire, Jasper Schipper, Ingvild Storsul-Opdahl, Julia Synnelius, Martin Wain, Elisabeth Zaparucha

Reviews and support: Christien Enzing, Peter Kolarz, Adam Krcal, Kalle Nielsen, Paul Simmonds

Table of Contents

Introduction.....	3
1 Austria: Data intelligence at the Austrian Ministry for Social Affairs	4
2 Austria: Research and teaching – Florian Pichler’s work at the University of Vienna	8
3 Belgium: KU Leuven – a stronghold of the European Social Survey	12
4 Belgium: ‘And the ball started rolling’ – ten years of ESS at Ghent University	17
5 Czech Republic: Teaching students at Charles University Prague with the help of ESS	22
6 Czech Republic: Linking research and teaching through ESS data at Masaryk University	26
7 Estonia: ESS as a highly-valued teaching resource at the University of Tartu	31
8 Estonia: Children and family policy for 2012–2020.....	36
9 France: Use of ESS by the governmental think tank France Stratégie.....	40
10 France: The use of ESS data in Sciences Po Masters courses	47
11 Germany: The regional extension of the Active Ageing Index.....	51
12 Germany: Policy support and interactive reporting on quality of life	56
13 Hungary: A call for papers – ‘Divergent perspectives of political engagement in Europe’	60
14 Hungary: ESS strengthening the LGBTQI community	64
15 Ireland: The National Police Service and the ESS – international comparisons for policy	69
16 Ireland: A promising start – ESS data meets Eurofound.....	73
17 Lithuania: The Lithuanian Action Plan for Citizenship Education 2016-2020.....	77
18 Lithuania: The Best Thesis 2012 Award – using ESS data for high-quality student work.....	81
19 Netherlands: Internationally recognised research at Radboud University Nijmegen	86
20 Netherlands: Trust, life satisfaction and opinions on immigration in 15 European countries ..	93
21 Norway: Making a global difference on health inequalities	98
22 Norway: NordMod 2030 – Informing perspectives for the Nordic model.....	104
23 Poland: Paving the way towards improved official statistics	109
24 Poland: Henryk Domanski – moving social stratification research to the next level.....	112
25 Portugal: ESS for Justice – using ESS data in the training of judges	117
26 Portugal: Informing immigration and integration policies.....	122
27 Slovenia: Life satisfaction and happiness – collaboration for policy.....	126
28 Slovenia: An ESS Hub – teaching impact at the University of Ljubljana	130
29 Sweden: Immigration research at Umeå University	134
30 Sweden: Monitoring of the police – citizens’ influence.....	139
31 Switzerland: Human values and the ESS – a long-lasting relationship	143
32 Switzerland: ESS and teaching quantitative research methods at the University of Geneva	148

33	United Kingdom: Putting ageism on the agenda with the 2008 rotating module data	151
34	United Kingdom: Establishing Wellbeing in the UK.....	156
35	Europe: Improvement of the EQLS through the ESS.....	163
36	Europe: Attitudes towards immigrants in European Societies – Two theories compared	168

Introduction

This document contains 36 impact case studies that were conducted as part of the Comparative Impact Study of the European Social Survey (ESS) ERIC, commissioned by ESS ERIC and carried out by Technopolis (with support from CWTS for the bibliometric analysis).

These case studies constitute the final work package of the impact study, and can act either as stand-alone resources or function in tandem with our main report. Each case highlights a particular instance of ESS use and showcases the impacts resulting from it.

Our selection of case studies comprises two cases per member/observer country (at the time of study commencement) of the ESS ERIC, including two cases that pertain to the pan-European level. Whilst in some cases, use and impact are entirely limited to the country in question, others contain international dimensions either in terms of the individuals/organisation who used ESS data, or in terms of the impacts consequently achieved. We categorise cases in such a way that the main country of activity is duly reflected.

Further, we broadly categorise each case as ‘academic’, ‘teaching’ or ‘non-academic’ impact. Once again, several cases pertain to impacts in more than one of these domains, so we classify by the dominant, rather than by the absolute, domain of impact, noting secondary impact types where appropriate (e.g. where significant academic impact is reported, but impact on teaching practices based on the research also occurred alongside this).

The 36 impacts showcased here are drawn from a long list of over 130. This long-list was compiled throughout our research for this study. Various, the initial indications of potential impacts were collected from the following components, all of which are outlined in more detail in our main report for this study:

- Our survey of active ESS users
- Interviews with individuals directly involved with the ESS (e.g. NCs, GA members, board members)
- Interviews with other ESS users
- Bibliometric analysis (conducted by CWTS)
- Existing intelligence gathered by ESSHQ (e.g. its UK REF2014 impact case study, internal collection of ESS-based policy reports)
- Attendance of events showcasing ESS-based work

Each case study is based on a minimum of two interviews with key stakeholders (more where feasible), as well as further desk research, including analysis of relevant documents in the public domain and any further material supplied to us directly by interviewees. All material presented in the case studies has been fact-checked to the greatest possible extent, and all sources used are included at the end of each case.

1 Austria: Data intelligence at the Austrian Ministry for Social Affairs

Summary

Type: non-academic impact

This case study describes the use of European Social Survey (ESS) data by the Austrian Ministry for Labour Social Affairs and Consumer Protection (BMASK) and observed impacts of that use. The Austrian funding constellation is unique as BMASK co-funds the ESS with the intention of using the data, in part due to a lack of sufficient national level data collection. It is mainly the Austrian data on welfare attitudes which are used by BMASK. These are regularly used for papers and research and are picked up by policymakers to support decision-making. The data are also used in other ways for policymaking, for example, BMASK, funds a study where ESS is used to see possible effects of the economic crisis on welfare attitudes.

Context and starting point

The Austrian participation in ESS is currently co-funded by the Ministry for Science Research and Economy (BMWFW) as well as by the Ministry for Labour, Social Affairs and Consumer Protection (BMASK). BMASK funds the ESS with the purpose of ensuring easy access to the ESS data (including some Austrian-specific bolt-on questions), and has done so since 2009.¹ This funding constellation with direct contact between the ESS team and ministry is not found in any other country.

To further simplify and ensure availability of the results from the rounds, the funding agreement for round 7 contained the delivery of an at-a-glance tabulation volume of the Austrian results, produced by the Austrian ESS team.² BMASK has made use of the tabulation volume, as well as of data directly from the ESS webpage.

BMASK uses ESS data on attitudes about the welfare state for internal research within the ministry. The ESS is considered to be particularly useful for monitoring welfare attitudes over time. BMASK also foresees an increased demand on social data on a European scale, as it increasingly wants to be able to compare Austria with the rest of Europe.

Prior to the ESS, there were no data on attitudes or values available to BMASK, so the ESS has provided additional data intelligence. A complementary data source is the European Union Statistics on Income and Living Conditions (EUSILC), which is used for specific topics, such as income, and in this sense complements the ESS, which does not cover that topic in detail.

The BMWFW funds ESS mainly because of its importance to Austrian research, not in order to make use of it for policymaking. At the level of national data collection, BMWFW funds one national survey on social issues, the *Social Survey Austria*.³ This survey was initiated in 1986, and collects data every 10 years to monitor generational differences. However, the continuousness and comprehensiveness of the ESS is considered to make it superior to the *Social Survey Austria*. Because BMWFW aims to limit overlaps between social surveys, the *Social Survey Austria* has in fact been encouraged to yield some questions or concepts either to the ESS or ISSP, rather than repeating these. These two surveys are considered to cover the main national-level data need on social issues.

The Institute for Higher Studies (IHS) is responsible for the national participation in the ESS. The institute acknowledges a lack of sufficient national level data collection on welfare attitudes. In fact, the ongoing IHS research project *Austrian Welfare State Survey*⁴ aims to study social policy and welfare state attitudes in Austria. The project will potentially inform the design of a new, national welfare

¹ Between 2009-2012, the Ministry of Social Affairs funded ESS. After a reorganisation, BMASK is the current formation of this ministry.

² https://www.sozialministerium.at/site/Service_Medien/Infomaterial/Downloads/ESS7_Tabellenband

³ <http://www.jpi-dataproject.eu/Home/Database/230?topicId=3>

⁴ <https://www.ihs.ac.at/research-groups/european-integration/projects/welfare-state-survey/>

attitudes survey. The researchers in charge of the project note that even though such a national survey would be of interest to BMASK, it would likely serve as a complement to the ESS, rather than replace it. The ESS is well established and has wide scope. For now, it is not clear what scope a new national survey would have, and it would self-evidently not allow for cross-national comparisons.

Use of ESS

The main user of ESS at BMASK is the Department of General Social Policy Affairs. This department uses the Austrian ESS data on welfare attitudes, including data on Austria-specific questions that are included in the ESS data collection. BMASK uses the resulting tabulation volumes, as well as the ESS webpage and the data available there.

The general use of the data on attitudes of Austrian citizens is used for research published in internal short papers for policymakers and the Minister. These actors can choose to use it as a source of information and as a basis for policymaking. The ESS is also used to bring specific topics to the attention of policymakers. It is then up to them to decide what is picked up. Through this use, the ESS is as an evidence base to explain and inform political decisions through statistics on attitudes and values among the citizens.

It is mainly the Austrian data from ESS that is used for these purposes. The ESS is considered to be a rich data source. If it were not to be used, the alternative would be to commission new national surveys. It is expected that the demand for cross-country comparisons may increase in the future, which is why the geographical coverage of ESS is valuable as well. Furthermore, the ESS is considered useful because of the focus on welfare attitudes, which is important to the ministry, providing a relevant evidence base accessible to policymakers.

The ESS is mainly used for short-term purposes, to elucidate on specific issues. A concrete example is the use of ESS data in a press release in 2016, about the Austrian citizens' preferences on pension-age, which was published to explain some political decisions. The Austrian attitudes on the pension-age were part of the Austria-specific bolt-on questions, and were picked up from the tabulation volume by BMASK. The press release; "*Stöger zu Pensionen: Wir sind ans Eingemachte gegangen*" (26/2 2016) used the ESS numbers to explain that the majority of Austrians did not prefer an increase of the pension age, and that the best way to secure pensions would be job creation. Another concrete use of the ESS was for the 2017 Social Report of BMASK, which showed that the majority of Austrians are in favour of the government taking steps to reduce income inequality.

Currently, BMASK funds a research project where ESS is used to study the impact of the economic crisis on welfare attitudes. Austrian citizens' attitudes about the welfare state are contained in the ESS data of Round 4 (2008) and Round 7 (2014). The results are compared in order to investigate any differences in attitudes, possibly caused by the economic crisis.

Outcomes and impacts

Outcomes of the use of ESS data at BMASK include internal research and several internal short papers, prepared by civil servants at the Department of General Social Policy and presented to policymakers and the Minister. The civil servants presenting the material to policymakers are themselves not fully aware of which aspects are then picked up and result in concrete policy actions. Being part of the total data intelligence and the information flow available to the ministry, the ESS contributes to the evidence base for policy decisions. Therefore, mainly 'soft', rather than concrete, impact of ESS is noted: few policy actions would be solely influenced by ESS data use, but ESS data acts as supporting material in many of the ministry's activities and internal discussions. The fact that the ministry continues to fund the ESS points to the usefulness of the data.

In some cases, concrete and visible outcomes of the use of ESS are evident. A clear example is the use of the ESS in the press release about pension-age, "*Stöger zu Pensionen: Wir sind ans Eingemachte gegangen*" (26/2 2016). Through using ESS, BMASK could support their decisions, and convey this to the general public. Evidence from the ESS guided the political debate into a certain direction through

supporting the ministry's argument about not raising the pension age. This is an example of impact, ESS data were used when deemed appropriate and advantageous, to support the pursued politics. The same goes for the use of the data in the 2017 Social Report.

As mentioned above, the Austrian funding constellation stands out because of the direct link between the ESS team at IHS and the BMASK. No other country has this direct and long-term connection between the ESS and the policy makers. The civil servants identify the usefulness and advantages of the data, and the preparation of papers and research implies familiarity with the data, both through the tabulation volume and the ESS web-page. The ESS is embedded at BMASK, and having ESS as a frequently used source of information implies that Austrian welfare policy is potentially somewhat influenced by the ESS.

The frequency and thematic coverage of ESS are critical factors: the frequency – collection of data every other year – allows the ministry to present and use fresh data, and to make comparisons over time (the abovementioned *Social Survey Austria* only collects data every 10 years). The thematic coverage of welfare issues is also an enabling factor, because attitudes about welfare issues are of great importance to the ministry.

Through the ongoing research project on attitudes towards welfare before and after the economic crisis, it is noted by BMASK that the ESS may in future influence policy decisions regarding the welfare state itself. Because the project is very recent and no outputs are produced yet, it is too early to assess concrete impacts. However, the research and this type of use of the ESS may well have a profound impact on policymaking at the long term.

Reflection on pathways

ESS is BMASK's main information source on attitudes on welfare issues in Austria, and BMASK seeks to have a close relationship and easy access to the data. Several Austria-specific circumstances are expected to have facilitated the use of ESS within the governmental body. One of them is a lack of real competition by national level survey data. In the past, Austria has not pursued any similar data collection exercises on a national scale, apart from the Social Survey Austria, which does not – like ESS – measure data with such a high frequency. In contrast, several other European countries have established national research infrastructures for data collection.⁵

Initiated in 2015, the research project *Austrian Welfare Survey* may result in a new national survey. However, the responsible researchers acknowledge that a new national survey will probably not replace ESS. Even if a new national level survey would have data relevant for BMASK, it would not stand in direct competition with it, given the different nature and scope of ESS.

BMASK has a long-term engagement with ESS: they have funded the survey since 2009, which implies that the ESS has added value for the ministry. These grow larger the longer it is used by BMASK, as the amount of data increases and enables more analysis. Also, although the European dimension has not yet been intensively used, it is suspected to be of increasing importance, and the international coverage of ESS therefore further strengthens the importance of the ESS for BMASK.

Concrete impacts of ESS in Austria has been realised also due to the accessibility of ESS. Professionals at the Department for General Social Policy can easily get information from the tabulation volume, or from the ESS web-page. Whether or not policymakers choose to act on the results of ESS-related studies is argued to depend on each particular situation and circumstance. In the case of the press release about Austrians' opinions about the pension age, the ESS data were of use to the policymakers; in this case, it was picked up because it supported some previously taken political decisions.

The ESS may also create impact through more strategically planned studies, such as the study on attitudes towards the welfare state before and after the economic crisis. Here, the ability to use ESS to compare changes over time may inform and have impact on future welfare policies.

⁵ <https://www.ihs.ac.at/research-groups/european-integration/projects/welfare-state-survey/>

A relevant question to ask is why there are only few acknowledged concrete instances of ESS-impacts at BMASK, when it has been part of the data intelligence for a substantial period of time. A possible explanation to this is that since the data is well established and often used, it's influence may not always be specifically noted. Another possibility is that the ESS-based research and papers inform policymakers, but are not always quoted in the policy documents.

Sources

Interviews:

- Peter Grand, Institute for Higher studies (IHS): 30-05-2017
- Matthias Reiter-Pázmándy, Ministry of Science and Economic (BMWFW): 30-05-2017
- Dr. Christian Klopf, Ministry for Labour Social Affairs and Consumer Protection (BMASK): 06-06-2017

Other sources:

- The new Austrian Welfare Survey: <https://www.ihs.ac.at/research-groups/european-integration/projects/welfare-state-survey/>
- Social Survey Austria: <http://www.jpi-dataproject.eu/Home/Database/230?topicId=3>

2 Austria: Research and teaching – Florian Pichler’s work at the University of Vienna

Summary

Type: academic and teaching impact

Dr. Florian Pichler has used the ESS extensively for both research and teaching at the University of Vienna, drawing on each round of the ESS for at least one research topic. It was his aim to publish at least one academic paper based on each round of the ESS. Dr. Pichler disseminated his work using the ESS at several academic conferences (including ESRA). In his teaching he showed his own ESS-based data analyses and this fostered students’ understanding of the quality of the ESS and that using the ESS can help getting research articles published. Some students have then decided to use the ESS for their thesis (bachelor or master), which also helped foster use of the ESS in the academic community.

Context and starting point

The University of Vienna presents by far the largest concentration of ESS users in Austria, with 644 registered users by June 2016, giving it the 9th highest registered user count of all institutions worldwide.⁶ The University of Vienna is also a site of highly impactful publications, including through work carried out by Dr. Florian Pichler on youth, quality of life and attitude to migrants.

From the beginning of Dr. Pichler’s academic career (around 2002) he was continuously searching for freely available large-scale social survey data to progress with his intentions of conducting empirical quantitative research. Within his research setting he had some leeway to decide which topics to work on, but he soon recognised that despite a plethora of available surveys, very few of them covered “social issues”. Instead, datasets such as the Eurobarometer, European or World Value surveys and some others focused on a rather narrow set of topics which – generally speaking – seemed to be well used and researched anyway.

In Dr. Pichler’s case, teaching is closely linked to academic research insofar as he drew on the ESS in his teaching at universities in Austria (Vienna) and the UK (Surrey). The first course he developed used ESS data in order to teach basic quantitative methods to undergraduate students. Rather than drawing on artificial data, Dr. Pichler believed in real-life data to attract students to the joys of empirical quantitative research. In his more advanced teaching, he also drew on ESS data to lecture on issues of cross national/cultural comparative survey research.

In setting up his course, he wanted students to start their sociological thinking by linking ideas with empirical data. Rather than using artificial data, he was looking for freely available data that students could easily access. In other courses at the same time, lecturers either had their own datasets, or used datasets that were significantly more limited in the topics than ESS (e.g. parts of the Eurobarometer, or an Austrian survey of the time).

The use of ESS: outputs and added value of ESS

In the University of Vienna, ESS data have been used by academics who teach on quantitative methods in social sciences, linking teaching closely to research. Florian Pichler has used each round of the ESS for at least one research topic. It was his aim to publish at least one academic paper drawing on each round of the ESS (which he did until he left academia). In total he published four ESS-related publications :

- Pichler, F. (2011) ‘Success on European Labor Markets: A Cross-national Comparison of Attainment between Immigrant and Majority Populations.’ *International Migration Review* 45(4): 938-978. – cited 35 times according to Google scholar; 12 times according to the publishing house

⁶ It should be noted that students had to (privately) register for the login to ESS data download facilities – which may explain the high number of users of the ESS at the university of Vienna to some significant extent.

- Pichler, F. (2010) 'Foundations of Anti-immigrant Sentiment: The Variable Nature of Perceived Group Threat Across Changing European Societies, 2002-2006.' *International Journal of Comparative Sociology* 51(6):1-25. – cited 31 times according to Google scholar
- Pichler, F. (2008) 'Determinants of Work-Life Balance: Shortcomings in the contemporary measurement of WLB in large-scale surveys.' *Social Indicators Research* 92:449-469. – cited 76 times according to Google scholar; 11 times according to publishing house
- Pichler, F. (2006) 'Subjective Quality of Life of Young Europeans: Feeling Happy but Who Knows Why?' *Social Indicators Research* 75:419-44. - cited 106 times according to Google scholar, 41 times according to publishing house

Dr. Pichler argues that the simple online access to the ESS data allows straightforward use of the data. The manifold and detailed documentation material helps understand the methodology behind the ESS. Also he praises its high quality standards.

In his opinion, the added value for a researcher is that ESS data allowed a fresh empirical examination of a broad range of researched topics (e.g. quality of life, human values, migration) and that the publishers/editors were interested in having papers using the ESS. ESS very quickly gained a good reputation for high quality data, methodology, and subsequently, research findings. Because so much attention was paid to survey methodology, findings using ESS data resonated very well with the academic community.

The use of ESS also allowed for new insights (otherwise, editors would not have accepted any materials for publication) and for a more critical methodological approach. The extensive background documentation of the ESS and its methods allows users to teach up-to-date survey research methods. While many lectures on survey research only provide "textbook style knowledge", using actual documentation material from the ESS website helped Dr. Pichler to illustrate how survey methodology is done in real life.

Dr. Pichler has regularly made use of the ESS data in his research as well as in teaching, which led to, first of all, several internationally-recognised and impactful academic outputs, and also contributed to training graduates who benefited from the ESS by acquiring both quantitative skills in social sciences as well as valuable data for their own research works.

Dr. Pichler disseminated his work using the ESS at several academic conferences (including ESRA – the European Survey Research Association,⁷ founded in the early days of the ESS by the ESS team around Roger Jowell and Willem Saris).

The ESS is also used as a teaching resource, mostly within the discipline of sociology. There have been several methodology courses at the University of Vienna over recent years, where the ESS is used as primary data resource, for example:

- 'International comparative social research with survey data'
- 'Specific Multivariate methods of analysis in the social sciences'
- 'Official social statistics in practice: Introduction to implementation and weighting of surveys'
- 'Research Practice - Electoral Behaviour in Europe: Representation and Inequality'

Additionally, several topical courses also feature the ESS to varying extent as a resource to explore the topics in question, including:

- 'Democratization and Radicalization in Europe'
- 'Diagnosis of Society: Wave of refugees, radicalisation and solidarity in Europe'
- 'Partnership, children, employment'⁸

⁷ <https://www.europeansurveyresearch.org/>

⁸ <https://ufind.univie.ac.at/en/search.html?filter=courses&query=european%20social%20survey>

Dr. Pichler's ESS-based teaching on inter-cultural/cross-national survey research had both methodological and topical dimensions. Students were effectively drawn into their own research since they could use real-life data and make comparisons between selected countries to suit their interests. Dr. Pichler believes that some students appreciated this more "worldly" approach to quantitative data analysis.

Outcomes and impacts

Some of Dr. Pichler's publications are highly cited, particularly his paper 'Subjective Quality Of Life Of Young Europeans' (*Social Indicators Research* 75/3), with over 13 citations per article on average, suggesting considerable impact in the academic community. However, Dr. Pichler cannot really say what kind of impact they had beyond the metrics themselves. He does not know if they motivated other people to closer examine the ideas set out in these publications. However, at least in part due to Dr. Pichler's work (and that of others), a somewhat closer academic community has evolved at the University of Vienna among the users of the ESS. The prestigious development of the ESS also attracted him and others to apply for a rotating module on European identity for several times. Unfortunately, these attempts were not successful.

Dr. Pichler argues that the unprecedented high quality of the ESS documentation material also allows important methodological insights into how such a survey is developed – what steps are needed, how to design a questionnaire, how to draw a sample, and so on, which helps illustrate more abstract and technical aspects of modern survey research, not least to students, resulting in overall improved standards in survey methods training.

Showing his own ESS-based data analyses also fostered students' understanding of the quality of the ESS and that using the ESS may get your articles being published. Some students decided to use the ESS for their thesis (bachelor or master), which also helped foster ESS use in the academic community.

The case of Dr. Pichler and the University of Vienna more broadly illustrates that the ESS is clearly an invaluable dataset to teach survey methodology, or many other types of course involving empirical quantitative data analysis at some level. Its topical breadth covers the interest of many students of sociology and related disciplines and thus increases the interest and curiosity of users able to gain an empirical grounding of their varied interests.

Overall, the ESS makes methodological questions and challenges explicit and enables researchers and students to analyse measurement quality which was not possible before. The thorough documentation helps to assess the quality and the scope of the data and the results. Indirectly, the use of the ESS as a teaching resource is likely to have an effect on students who possibly would like to go into a research career in social sciences. The ESS is also a key resource for young researchers because it is an open access data source.

Reflection on pathways

Dr. Pichler's case illustrates the importance of the links between academic research and teaching for sophisticated and widespread use of the ESS. There is an overlap between academics who use ESS for research and who use it for teaching. Some research outputs that have made use of the ESS (as is the case for Dr. Pichler) have also been used for teaching purposes. Students who have been taught with the ESS data also often use ESS data for their thesis.

The free use of high-quality data especially helps young researchers to kick-start their careers. This is particularly the case in academic communities with more rigid structures where professors are gatekeepers to data and publication (such as it is still widely the case in Austria and other parts of the EU). The ESS then gives everybody – even students – a powerful tool to work independently and get their own work done without having the track record and resources typically only available to senior academics.

The use of the ESS through teaching presents an important link here too, acting as a starting point to a widespread use among early career researchers and, as careers progress, in the academic community more broadly.

Sources

Interviewees:

- Dr. Florian Pichler, E-Control Austria, Consumer Affairs, former researcher and teacher at the University of Vienna
- Mag. Gerhard Paulinger, Department of Sociology, University of Vienna

Other sources:

- <https://sowi.univie.ac.at/en/>
- http://www.ihs.ac.at/fileadmin/public/2016_Files/Documents/20170119_ESS_Publications_First_Author_Austrian_Affiliation.pdf
- <https://ufind.univie.ac.at/en/vvz.html>
- <http://www.soz.univie.ac.at/>
- <https://ufind.univie.ac.at/en/search.html?filter=courses&query=european%20social%20survey>

3 Belgium: KU Leuven – a stronghold of the European Social Survey

Summary

Type: academic impact

The Catholic University of Leuven (KU Leuven) has a long tradition of involvement in the European Social Survey. Prof. Jaak Billiet, now retired, spread his interest to his colleagues, who variously focused on methodological and topical issues. Today, KU Leuven is the third largest institution by ESS user count and top in terms of number of Web of Science publications using ESS data. ESS data are used extensively both for research and teaching purposes and, to some extent, outside academic circles, mostly in policy reports for the Flemish government.

Context and starting point

The ESS is used extensively in Belgium. It is one of the core countries of the survey, having participated in all rounds, and Belgian academics have been involved in most of the ESS governance bodies (Scientific Advisory Board, Methods Advisory Board and Core Scientific Team). Three Belgian universities are in the Top-10 institutions by user count. The University of Antwerp comes first; KU Leuven (with 1.242 users) ranks third and Liège (ULG) ranks seventh.

Top-10 institutions by ESS user count (all countries)

Rank	Institution	Country	Count
1	University of Antwerp	BE	2744
2	University of Ljubljana	SI	1853
3	KU Leuven	BE	1242
4	University of Amsterdam	NL	1213
5	University of Bergen	NO	942
6	Sciences Po	FR	876
7	University of Liège	BE	654
8	Norwegian University of Science and Technology	NO	654
9	University of Vienna	AT	644
10	National Research University – Higher School of Economics	RU	582

Source: NSD, June 2016

KU Leuven is one of the biggest universities (57,284 students in 2015) of Belgium as well as one of the oldest (founded in 1425). Since the launch of the ESS, faculty of KU Leuven have been involved both in the Core Scientific Team (CST) and have functioned as one of the Belgian national coordinators. In fact, one of the “founding fathers” of the ESS – Prof. Jaak Billiet – is from the KU Leuven. Throughout his career, Billiet has been active in improving the quality of large-scale international and national survey research. In 2015 he received the European Survey Research Association’s Award for Outstanding Services to Survey Research.⁹ Billiet was a member of the ESS’s CST between 2001 and 2010. After Billiet

⁹ <https://soc.kuleuven.be/ceso/news/professor-emeritus-jaak-billiet-ceso-ontvangt-esra-prijs> (last consulted on 01/06/17)

retired, Prof. Geert Loosveldt (assisted by Dr. Koen Beullens) replaced him within the core team. Currently, Dr. Celine Wuyts of KU Leuven is one of the two Belgian national coordinators.

Besides the long-standing involvement of researchers from KU Leuven in the methodology and data collection of ESS, some of them have participated in the design of rotating modules. For instance, Prof. Van Oorschot was part of an international team that successfully submitted the ESS8 2016 Welfare Attitudes modules (he was already involved in the ESS4 2008 rotating modules, but was in the Netherlands at the time).

Use and added value of ESS

At KU Leuven the ESS is used in two ways. First, as mentioned above, in a methodological perspective through the participation of the institution in the CST. Since he took over Jaak Billiet's position, Prof. Loosveldt (together with Dr. Beullens) has written eight reports and working papers related to ESS methodological issues.

Secondly, the data collected by the survey is used for topical research. It is primarily used by the Centre for Political Research and the Centre for Sociological Research. None of the interviewees in our consultation could specify precisely how many researchers use the ESS at the university. Firstly, because they are simply very numerous. Secondly, because these researchers use the ESS among other data sources and in a manner that is not continuous. However, interviewees suggested there are around 20 intensive users at KU Leuven. In addition to the academics, master and PhD students use the ESS for their thesis. The ESS is also used in several courses for training exercises (see below), which drives KU Leuven's high user count.

One of the main reason why researchers have been using the ESS is that the survey provided them with new data on their topics of interest. Before the ESS, they would work on national datasets, making international comparison problematic. With the ESS, they were (and still are) able to make comparative analyses both among countries and over time. All interviewees for our consultation mentioned the quality of the data as another argument for their use of the ESS. The accessibility (both free and easily available) of the survey is another of its assets.

When asked how they got to know the ESS, the interviewees gave different reasons. Junior researchers mentioned that they were introduced to the survey during their education: they started to use the data for their masters thesis and eventually for their PhD thesis. The qualities aforementioned led the researchers to keep using the data. Experienced researchers underlined the importance of having colleagues already using the survey as well as the fact that it provided them with unprecedented data (i.e. data which did not have any equivalent before the ESS, as described above). Indeed, interviewees mentioned that the ESS led to new insights as the survey allowed unprecedented multi-level analysis.

Outputs and dissemination

There have been users of the ESS at KU Leuven since the first round in 2002. The university ranks worldwide top in terms of number of ESS-based publications in the Web of Science (WoS), with 42 publications.¹⁰

In addition to publications in scientific journals, researchers have contributed to book chapters (and, for some, policy reports) which makes the total number of publications based on the ESS data even higher. For instance, Jaak Billiet has (co-)published 14 journal articles, to which can be added 13 edited volumes, books, book chapters and newspaper articles (see list annexed to this case study). In addition, he also wrote three reports/working documents on quality issues.

Publication of a journal article is often preceded and followed by conferences. Experienced researchers from KU Leuven have a long track record of works on the ESS. For instance, Prof. Hooghe has a total of

¹⁰ Source: Bibliometric analysis by CWTS

35 publications and conference papers listed in the ESS bibliography¹¹ and Prof. Meuleman a total of 29.¹² All interviewees acknowledged that they participated in many conferences and workshops to present results of research using ESS data. Junior researchers who used the ESS during their PhD also publish their first papers using the data. When it comes to doctoral theses, it was mentioned that the ESS is often used for elements of doctoral study, typically forming the basis for one or two thesis chapters (usually involving European comparison on the issue in question) rather than as the sole data source.

Outcomes and impacts

The ESS has given KU Leuven researchers resources to explore new areas in their fields of research. The data produced by the survey were unprecedented in many respects. In particular, the interviewees stated that they were now able to undertake multi-level and comparative analysis. The ESS has had both a substantive and methodological impact. On the one hand, it led to new research questions which mainly focused on the role of contextual influences on people's behaviour. On the other hand, the ESS became an international benchmark of best practice for international surveys in terms of methodological standards. For instance, the European Values Study often refers to the ESS on methodological issues.

The comparative dimension of the ESS was a key argument to get research proposed by KU Leuven researchers funded. Indeed, one interviewee mentioned that the possibility to undertake comparative analysis with ESS data led him and his team to secure funding from both the European level (e.g. *New Opportunities for Research Funding Agency Co-operation in Europe*, NORFACE¹³; they have applied to the ERA-NET fund as well) and the national level. Indeed, European member states are interested in their specific situation as well as in their position in the wider EU context. This contributed to six PhD students at KU Leuven having post-doctoral research funded by their respective countries of origin.

Apart from the research conducted with ESS data, academics of KU Leuven regularly use the survey for their courses. They use raw data for exercises and exams and as illustrative examples. Courses using the ESS include: *Introduction to political sciences* (500 students per cohort), *Introduction to statistics* (300 students per cohort), *Solidarity in European welfare states: trends and challenges* (50 students) and statistics courses (100, 60 and 30 students depending on the study year). For some courses, individual registrations on the ESS website is mandatory; for others, the lecturer provides the students with the raw data they extracted. Moreover, the ESS is presented during the first year students' introductory course on research methods. This course is mandatory to all students in the social sciences department. Consequently, around 750 students are introduced to the ESS every year.

In addition to the regular courses, some lecturers participate in summer or winter schools. For instance, Prof. Van Oorschot presented ESS data at three schools: *Social Policies and Social Outcomes* (EDAC, 2015), *The Social Legitimacy of the Welfare State: Welfare, work and care attitudes in cross-national and longitudinal perspective* (EDAC, 2014) and *Flexibility and Security: Challenges to modern labour markets and social protection in Europe* (EDAC, 2012).

Though most impact at KU Leuven is of a chiefly academic nature, one interviewee consulted for this case has been active in writing policy documents and reports. He said the initiatives came from both sides: in some cases the reports were commissioned by ministries and in other cases he and his team wrote them on their own initiative and disseminated them. This includes, for example, a report on attitudes towards homosexuality for the Flemish Ministry of Equal Opportunities and a report on Belgium's media use for the Flemish Ministry of Media. In both cases, Belgium was compared to other European countries. Another interviewee said he wrote a couple of articles in magazines of trade unions and societal organisations in which he used the ESS data as illustrative material.

¹¹ http://www.europeansocialsurvey.org/bibliography/search.html?_charset_=UTF-8&searchExp=hooghe&minYear=2003&maxYear=2018 (last consulted on 01/06/17)

¹² http://www.europeansocialsurvey.org/bibliography/search.html?_charset_=UTF-8&searchExp=meuleman&minYear=2003&maxYear=2018 (last consulted on 01/06/17)

¹³ <https://www.norface.net/about-norface/> (last consulted on 02/06/17)

Reflection on pathways

Success factors

First and foremost, the success of the ESS at KU Leuven is the tradition and the heritage of Jaak Billiet. Most of the interviewees mentioned that having a very active (and collaborative) figure of the ESS in-house helped raise the profile of the survey within the university. The second reason has to do with emulation among colleagues: the more people use and talk about the ESS, the more people get to know it and find an interest in using it. The third reason concerns the principal themes of research at the university. Comparative research is strong at KU Leuven and therefore the ESS is a ‘gold-mine’ for the researchers. An interviewee stated that the interest in comparative studies was stronger in smaller countries: it makes more sense to them to compare to other countries than in big countries (such as France and Germany), who tend more to focus more on themselves and can compare internally, for instance between regions.

Moreover, an interviewee mentioned that research was structured by the availability of data. Consequently, the ESS creates its demand by providing new and large datasets to teams interested in both the topics tackled and by giving the basis for comparative perspectives. Finally, the ESS also grew stronger at KU Leuven since it is extensively used by the students. The raw data are free and easily accessible, and can be used both for exercises or for thesis writing. In the long term, it also appears that junior researchers introduced to the ESS during their studies often continue to use it in their subsequent work.

On non-academic impacts, it was mentioned that media and policy-makers pick up research results mostly on two conditions. First, the results should be easily understandable (for instance, colour-coded maps are preferred to long texts). Secondly, they should be comparative, usually with other countries (e.g. ‘is my country average or exceptional?’) Therefore, researchers need to make the effort to “translate” their work if they want to see it disseminated.

Bottlenecks

It was noted in our consultation that impact on policy or politics can be a challenge: governments are coming and going and do not have consistent topics of interest. Hence, a report commissioned by one minister can be neglected by the next. It was also noted that there can be dis-incentives to get involved with this sphere. Firstly, there can be selective interest when it comes to the research conclusions. Secondly, there is usually a time-lag between publication of research findings and when they are picked-up by policy-makers (usually, their interest come a few years after the research has been published). However, our consultation also heard views that interest is growing.

Sources

Interviews:

- Anna Kern, researcher, Centre for Political Research, KU Leuven: 30/05/17
- Wim Van Oorschot, professor, Centre for Sociological Research, KU Leuven: 30/05/17
- Koen Beullens, researcher, Centre for Sociological Research, KU Leuven: 30/05/17
- Marc Hooghe, professor, Centre for Political Research, KU Leuven: 31/05/17
- Cecil Meeusen, researcher, centre for Sociological Research, KUL Leuven: 31/05/17
- Bart Meuleman, professor, Centre for Sociological Research, KU Leuven: 07/02/17

Documents:

- KU Leuven Newsroom, 2015, *Focus KU Leuven 2015-2016*, published by Sigrid Somers

Annex

List of the publications related to ESS of Jaak Billiet as (co-)author (2004-2015)

Title of the publication	Year	Type of publication
The use of paradata for non-response bias adjustment: A case study on reluctant respondents and fieldwork implementation	2015	Book chapter
Some methodological challenges of cross-national social research: conceptual and measurement validity	2015	Book chapter
The relationship between ethnic threat and economic insecurity in times of economic crisis: Analysis of European Social Survey data	2014	Journal article
Quantitative methods with survey data in comparative research	2013	Book chapter
Social location and value priorities. A European-wide comparison of the relation between socio-demographic variables and human values	2013	Book chapter
How few countries will do? Comparative survey analysis from a Bayesian perspective	2012	Journal article
Measuring Attitudes toward Immigration in Europe: The Cross-cultural Validity of the ESS Immigration Scales	2012	Journal article
Cross-Cultural Analysis: Methods and Applications	2011	Edited Volume
Methods and applications in cross-cultural analysis	2011	Edited Volume
Measurement and adjustment of non-response bias based on non-response surveys: the case of Belgium and Norway in the European Social Survey Round 3	2010	Journal article
Satisficing Among Reluctant Respondents in a Cross-National Context	2010	Journal article
Improving Survey Response: Lessons Learned from the European Social Survey	2010	Book
Cross-Cultural Analysis: Methods and Applications	2010	Edited Volume
The effect of the elapsed time between the initial refusal and conversion contact on conversion success: Evidence from the 2nd round of the European social survey	2009	Journal article
The effect of the elapsed time between the initial refusal and conversion contact on conversion success: Evidence from the 2nd round of the European social survey	2009	Journal article
A Monte Carlo sample size: how many countries are needed for accurate multilevel SEM?	2009	Journal article
Changing attitudes toward immigration in Europe, 2002-2007: a dynamic group conflict theory approach	2008	Journal article
Values and Support for Immigration: A Cross-Country Comparison	2008	Journal article
Understanding and improving response rates	2007	Book chapter
Estimation of Response Bias in the European Social Survey: Using Information from Reluctant Respondents	2007	Journal article
Reflections on the Quality of Cross-national Surveys: Lessons of the European Social Survey	2007	Newspaper
Religious Involvement, Trust and Ethnocentrism: A Comparative Study of Christian Denominations in Europe	2006	Journal article
Does Belgium (still) exist? Differences in political culture between Flemings and Walloons	2006	Journal article
Immigration and asylum. Opinions of the Belgians, Germans, Dutch and British in ESS	2006	Book chapter
Multiculturalisme ontleed. Een staalkaart van onderzoek aan de K.U. Leuven (Multiculturalism analysed. A map of research at K.U. Leuven)	2006	Edited Volume
The attitude towards ethnic minorities in Flanders: evolution between 1989 and 2003, and a comparison with the Netherlands	2005	Journal article
Between acceptance and resistance. Sociological research on attitudes towards asylum, and migration	2004	Book chapter

Source: ESS bibliography, available online at europeansocialsurvey.org/bibliography

4 Belgium: ‘And the ball started rolling’ – ten years of ESS at Ghent University

Summary

Type: academic impact

Piet Bracke and his research group have been at forefront of using ESS data in Belgium. Since 2007, he and at least two researchers constantly work on the datasets. In addition to their many publications, they are also proactive in engaging the media and local government with their findings on health-related issues.

Context and starting point

Most research on health-related issues is done from an epidemiological perspective. The epidemiologists have data, they describe cross-national differences and the prevalence of certain disorders. Sociologists on the other hand try to develop socially-rooted theories on health-related issues. The ESS allows researchers to explore these from a comparative perspective. It helps in developing macro-sociological theories on country differences in population health. Until the 1990s, health sociology was heavily dominated by American publications. Today, a lot of cross-national comparative research is driven by what Europeans do. Europe has many good quality datasets, which has entailed a rise in cross-national comparative research.

It had already been ten years that Piet Bracke had been working on depression before he came across the third wave of the ESS in 2006. He does not recall who exactly introduced him to it, though several acquaintances likely played a part (such as Jaak Billiet, a vocal supporter of the ESS in Belgium from the Catholic University of Leuven).

A full-time professor at the Department of Sociology at Ghent University, Piet Bracke has been working on health-related issues since the mid-1990s. Since 2014, he is also Deputy Chair of the Scientific Advisory Board of the ESS.

He began his work with ESS data in 2007. Throughout the following years, he developed his research and secured grants to hire young researchers to work with him. His first presentation of ESS-related work, on *The psychometric properties of the EURO-D depression inventory and the estimation of cross-national differences in the true prevalence of depression*, took place in Berlin in 2008.¹⁴ As he put it, after this conference, “*the ball started rolling*”. There has been active work on the ESS data in his research group Hedera (Health and Demographic Research)¹⁵ since it was launched in 2009.

Piet Bracke started working with the ESS because the third wave had information on subjective well-being/personal well-being and contained (among other things) a depression scale. It was the first time he saw data on the frequency and the severity of the depression symptoms in a cross-national comparative dataset. Over the past years, he and his colleagues have widened their focus from depression to health outcomes in general, including in the context of family and gender issues.

Use of ESS

A sub-group in Hedera works on a cross-national comparative perspective on health-related issues. They are still working with ESS data, though they use several datasets, allowing cross-national differences to be studied from a multi-level perspective. These include, besides the ESS itself, SHARE, the Eurobarometer, the EU Statistics on Income and Living Conditions, the World Values Survey and the European Values Study. However, in 2007, the ESS was the first survey to offer this kind of health-

¹⁴ <https://biblio.ugent.be/publication/3163435>

¹⁵ <http://www.hedera.ugent.be/pages/about>

related data. He had the opportunity to study issue from a cross-national comparative perspective that they so far had only been able to study at Belgian national level.

At present, two junior researchers from Hedera are working on the ESS data. Over the past ten years, at least seven junior researchers/PhD students were actively working with ESS data for significant portions of their time. In addition, Hedera researchers have had co-publications with researchers in universities in (among others) the UK, the Netherlands, the US, Norway and Germany.

Outputs and added value ESS

The team’s main outputs are scientific articles. Bracke and his team have published in all major health sociological journals internationally. It is not easy to identify all the relevant publications. Nonetheless, when looking at Piet Bracke only, he co-authored 15 papers between 2009 and 2015, according to the ESS bibliography.

List of ESS-related publications with Bracke as (co-)author (2009-2015)

Title		Published in/by
Educational expansion and the education gradient in health: A hierarchical age-period-cohort analysis	2015	Social Science & Medicine
Keeping it in the family: the self-rated health of lone mothers in different European welfare regimes	2014	Sociology of Health and Illnes
Education, Mental Health, and Education–Labor Market Misfit	2014	Journal of health and social behavior
Divorce and the Multidimensionality of Men and Women’s Mental Health: The Role of Social-Relational and Socio-Economic Conditions	2014	Applied Research in Quality of Life
Overeducation and depressive symptoms: diminishing mental health returns to education	2013	Sociology of Health and Illnes
The popular legitimacy of European healthcare systems: A multilevel analysis of 24 countries	2013	Journal of European Social Policy
Work–family conflict, health services and medication use among dual-income couples in Europe	2013	Sociology of Health and Illnes
Macro-level gender equality and depression in men and women in Europe	2012	Sociology of Health & Illness
Economic Hardship and Depression across the Life Course: The Impact of Welfare State Regimes	2011	Journal of health and social behavior
Flanders versus the Netherlands: focus on differences between depressive symptoms in men and women measured on the basis of the CES-D 8	2011	Tijdschrift voor Psychiatrie
Education and depressive symptoms in 22 European countries	2010	International Journal of Public Health
Depressive symptoms among immigrants and ethnic minorities: a population based study in 23 European countries	2010	Social Psychiatry and Psychiatric Epidemiology
Gender differences in depression in 23 European countries. Cross-national variation in the gender gap in depression.	2010	Social Science and Medicine
Gender differences in depression in 25 European countries after eliminating measurement bias in the CES-D 8	2010	Social Science Research
Measurement Equivalence of the CES-D 8 in the General Population in Belgium: a Gender Perspective.	2009	Archives of Public Health

Source: ESS bibliography, available on europeansocialsurvey.org/bibliography (last consulted on 16/05/17)

In addition, he and his fellow researchers contributed to several books and report chapters comparing Belgium (Flanders) and other European countries (more below).

The added value of the ESS data stems from its comparability and high quality. The data available offer opportunities to test theoretical models which could not be tested with other datasets. In 2008, the ESS provided new data both in terms of topics and coverage; thereby, subsequent analysis once again created new knowledge.

Though the ESS is no longer the only cross-country survey that provides data in the field of health sociology, its wide focus is still unique. The ESS is in-between the Eurobarometer and the SHARE: the former's data are often limited as the focus is only a limited number of questions on each topic, but all EU countries are included. On the other hand, SHARE involves 13 countries only but provides a wider dataset. The ESS is something of a mid-point here, as all waves have involved more than 20 countries (though not all EU countries).

The cross-sectional sampling design of the ESS is considered as a drawback. However, the fact that the same questions are repeated every wave will enable trend analysis which will provide new insights in the field.

Dissemination

The Hedera research group has a track record of hundreds of presentations (based on submitted abstracts). Piet Bracke also participated in plenary talks and invited talks. In addition, as president of the European Society for Health and Medical Sociology, he organised special interest meetings on comparative health sociology. The meetings included approximately twenty-five people, all involved in similar methods and perspectives. In these meetings, Bracke regularly stressed the importance of European comparison as a topic in health sociology. In his presentation, he used ESS data to highlight what could be done with them. According to one of his colleagues, these meetings also stimulated early career scholars to use the ESS in their research.

Though Bracke and his team don't have a "direct line" to the government, he believes it is possible to bridge the gap between social scientists and policy makers. For instance, they have been invited by the Flemish government to the research programme entitled *The social state of Flanders*. Commissioned by the Flemish Parliament, this programme was overseen by the Flemish Government's Study Department, which is responsible for drawing up regional demographic and economic prospects. It consisted of three biannual analyses and evaluation of the social situation in Flanders (2009, 2011, 2013). In the 2011 report, which provided a European comparative perspective, Bracke's team used the 2006/2007 ESS data to compare Flemish depression risk factors to European countries. In the 2013 report, which focused on the future, the ESS was used to determine the position of Flanders when it comes to the prevalence of psychological problems and to assess depression among ethnic minorities in Belgium.

Moreover, the ESS-based research by Hedera has been visible in both national and international media. The research topics of the group, such as health, mental health and subjective well-being, are issues of interest to broader audiences. The team is aware of interest by journalists, and consequently, are often pushing their ideas to the media. Once one of their articles has been published in a peer-reviewed journal, they send it to local journalists. For instance, Flemish newspaper *De Standaard* has published at least two articles in 2015/16 based on work authored by Piet Bracke and his work with the ESS.

Though media attention comes mostly from Belgium, Piet Bracke's research has been covered by international newspapers as well. Four years ago (August 2013), he presented his work (following publication of an article on the subject) on over-education and depressive symptoms at the American Sociological Association. In the margin of the meeting, Bracke was interviewed by a journalist from the *Huffington Post* who published an article on the conclusions he reached.¹⁶

¹⁶ *Ibid.*

Outcomes and impacts

As noted, the ESS and other European surveys have enabled cross-comparative work in the area. The work of Piet Bracke and his team has contributed to the rise of the field of health sociology in Europe. Tim Huijts, who worked with Bracke during his PhD and is now senior lecturer at York University, stated that Bracke's work has had a major influence on comparative health research in Europe. When it comes to the study of depressive symptoms, Bracke's research opened the way to cross-country analysis. Before, researchers rarely looked at it as they thought it was not possible. Round 3 of the ESS was the first database to provide data on depression symptoms. With it, Bracke showed that cross-country analysis was possible and thus stimulated new research. Ghent University is a stronghold in this field.

When looking at Bracke's research metrics, he has been a flagship of health sociology over the last decade. On Research Gate, he is followed by more than 300 researchers and his 164 publications have been cited 1,700 times. Google Scholar identifies almost 2,000 citations of his work since 2012.

As the ESS is not the only dataset used by Hedera in their research, it is hardly possible to isolate its influence specifically. Rather, it is one of the pillars on which the group has built a strong expertise in the field of health sociology, which is well regarded both academically and by policy-makers. Though not linked to the ESS, Sarah Missinne and Piet Bracke wrote a chapter of the *Yearbook on Poverty and Social Exclusion* in 2014.¹⁷ The annual publication is accompanied by an online database, a colloquium and a press conference. In addition to the media, others invited to participate to in the colloquium include policy makers, members of the Flemish parliament, aid workers, associations and students. In 2014, the *Yearbook* was presented to the Flemish Minister dealing with poverty issues. This type of event contributes to the visibility of the team's work, including its ESS-based components.

Piet Bracke also used his research for teaching. The University invites researchers to talk about their research in their seminars. Bracke teaches *Comparative Health Sociology* and *Sociology of Health Analysis* at Ghent University. In both courses, the students are required to use ESS data, either as raw data in exercises or for essays. In addition, Bracke taught an introductory course on sociology in various faculties over the past ten years. He used his research with the ESS to provide examples on how statistical analysis can be used in sociology. Both masters and PhD students have used the ESS data for their thesis.

Reflection on pathways

The key factor explaining the visibility of the work of Piet Bracke and his team is their proactivity in disseminating their research results. Indeed, they have not stuck to the traditional academic pipelines. In addition to the many publications and conferences to which they have participated – which enabled them to gain visibility among their peers – they have been pushing their ideas out, reaching out to the media once they publish an article in a peer-reviewed journal.

In addition, Bracke and his team have been keen on participating in “spin-offs” of their research. Indeed, they have repeatedly worked for the Flemish government on policy-relevant books, yearbooks and reports. However, they do not have a view on the impact of their work on law or policy. Interviewees mentioned that most of the time the outputs would indeed feed in the government's reflections but it was not possible to draw a clear causal relation between the publication of a chapter and a subsequent law proposal. Piet Bracke and his team have never worked as advisors of ministers but they have participated in events which policymakers attended.

Other factors have also facilitated the dissemination of the work. First, in Bracke's view, the issues they are dealing with are of interest to journalists. Issues related to depression and mental health can find their place into daily newspapers, especially when comparisons with other European countries are involved. Secondly, Bracke and his team have mostly worked with actors located close-by. Indeed, working with the Flemish government is deemed rather straightforward and does not require much additional effort. On the other hand, Bracke mentioned that they did not take the time to work with the federal government of Belgium as bi-lingual translation was mandatory (both in French and Dutch).

¹⁷ <https://www.uantwerpen.be/nl/onderzoeksgroep/oases/onderzoek-en-publica/onderzoeksprojecten/jaarboek-armoede-en/>

Sources

Interviews:

- Piet Bracke, professor at the Department of Sociology, Ghent University: 19/04/17
- Tim Huijts, senior lecturer in Sociology, York University: 17/05/17
- Olaf von dem Knesebeck, professor at the Department of Medical Sociology, Hamburg University: 19/05/17
- Jill Coene, researcher, Antwerp University: 18/05/17

Reports:

- Vanderleyden, L., Callens, M. & Noppe, J. (Red.), 2013, *De sociale staat van Vlaanderen 2009*, Studiedienst van de Vlaamse regering
- Noppe, J., Vanderleyden, L. & Callens, M. (Red.), 2011, *De sociale staat van Vlaanderen 2011*, Studiedienst van de Vlaamse regering
- Callens M., Noppe J. & Vanderleyden L. (Red.), 2013, *De Sociale Staat van Vlaanderen 2013*, Studiedienst van de Vlaamse regering

Newspapers articles:

- Rettner R., 2013 (08/12), “Overeducation linked with increased mental health risks”, Huffington Post, available at: http://www.huffingtonpost.com/2013/08/12/overeducation-mental-health-risks-job-qualify_n_3743488.html (last consulted on 16/05/2017)
- Beel V., 2015 (22/06), “Hoe meer gelijkheid tussen man en vrouw, hoe minder depressies”, De Standaard, available at: http://www.standaard.be/cnt/dmf20150621_01742121 (last consulted on 16/05/2017)
- Clemens K., 2016 (07/07), “Jeugd kraakt onder hoge verwachtingen”, De Standaard, available at: http://www.standaard.be/cnt/dmf20160707_02374671 (last consulted on 16/05/2017)

5 Czech Republic: Teaching students at Charles University Prague with the help of ESS

Summary

Type: teaching impact

Several academics at Charles University in Prague, Czech Republic, have used the ESS data in their methodology and topical courses both at Bachelor's and Master's levels. The most important benefit of using the ESS in the courses has been the possibility to present comprehensive best practice examples and thorough descriptions on data management. The ESS has also enriched the topical courses with up-to-date empirical examples that illustrate the theoretical aspects taught. In addition, students' knowledge on various social phenomena is enhanced through national and international data and comparisons. Moreover, the ESS data have found their place in various student theses at all study levels. In this way, the ESS has contributed to the improvement of students' analytical skills.

Context and starting point

Charles University in Prague, Czech Republic, was founded in 1348, making it one of the oldest universities in Europe. Today, Charles University is the largest and best-ranked¹⁸ higher education institution in the Czech Republic. There are nearly 50,500 students at the university,¹⁹ of which around 7,500 are doctoral students. Roughly 30% of all doctoral students in the Czech Republic are educated in Charles University.²⁰

The ESS has been used at Charles University both in research and teaching activities. Several academics at the Faculty of Social Sciences, Faculty of Humanities, Faculty of Arts and Faculty of Education have made use of the ESS data for teaching students, but also for their research. For example, researchers at the Education Policy Centre (Faculty of Education) have applied the ESS data since 2008 to study the level and character of inequality in relation to the access to tertiary education in European countries, e.g. whether and how parents' level of education and occupation influence their child's attainment of tertiary education.²¹ The ESS is also used as a teaching resource at the Institute of Sociological Studies in the Department of Sociology. However, the reasons for using the ESS are not always that straightforward. Namely, several researchers have successfully linked their teaching and research activities that make use of the ESS data. Quite often academics also combine their work done at different research organisations, e.g. there are several examples of researchers who apply the ESS to teach students at Charles University and conduct their research based on the ESS data at the Institute of Sociology of the Czech Academy of Sciences.

Researchers at Charles University have used the ESS data in teaching students since 2004 when the data collected in the Round 1 (2002) were published. There have been several ways through which the ESS was taken into use in the courses offered at Charles University. For example, according to Dr. Jindřich Krejčí, a lecturer at the Institute of Social Sciences, he received information about the ESS from the Institute of Sociology of the Czech Academy of Sciences, where he was working (and still works) when the ESS Round 1 was organised. The Institute of Sociology of the Czech Academy of Sciences is responsible for coordinating the implementation of the ESS in the Czech Republic. Dr. Dana Hamplová, an Associate Professor at the Department of Sociology, on the other hand, worked at the University of Bamberg, Germany, during ESS Round 1 and got to know about the survey during her work there.

¹⁸ In 2016, Charles University was ranked as 201–300th best in the world evaluated by the Academic Ranking of World Universities (Shanghai Ranking), 279th in the QS World University Rankings and 401–500th in the Times Higher Education World University Rankings.

¹⁹ As of 2015.

²⁰ More information available at: <https://www.cuni.cz/UK-4054-version1.pdf>

²¹ Koucký, J., Bartušek, A., Kovařovic, J. (2010) Who gets a degree? Access to tertiary education in Europe 1950-2009. Charles University in Prague, Faculty of Education.

Use of ESS

Several academics at Charles University have used the ESS data in their methodology and topical courses both at the Bachelor's and Master's level. Also, the ESS data have been applied in student theses at all degree levels.

Methodology courses

The ESS has been used for teaching quantitative methods in social sciences since 2004. For instance, the ESS has found its place in the following methodology courses:

- “Management of Social Data and Data Archives” is a Master's level course taught by Dr. Jindřich Krejčí at the Institute of Sociological Studies, since 2004. Every year approximately 10 students attend the course.²²
- “Analytical Research Methods” was taught by Dr. Jindřich Krejčí at the Institute of Sociological Studies in 2004–2016. It was a compulsory course to Master's students who specialised in quantitative research methods. Annually around 20 students attended the course.²³

In the abovementioned courses the ESS has been mainly used for illustrating data management and quantitative research methods. In addition to the ESS, several other datasets have been used for providing examples to students, e.g. the International Social Survey Programme (ISSP), the Survey of Health, Ageing and Retirement in Europe (SHARE) and Czech national datasets such as the Czech Household Panel Survey. According to the interviewed lecturer, the ESS is more suitable for presenting best practices to students, compared to other datasets. Moreover, students have sometimes chosen to give an overview about the ESS also in their independent research projects, i.e. the work that they have to do on their own and deliver in the form of a short report within a methodology course to show that they understand the theory that is lectured.

Taking the course “Management of Social Data and Data Archives” as an example, it focuses on the following three issues: data discovery, data management and data quality. In the classes on data discovery an overview is given of the various datasets that include Czech data. The ESS is introduced as one of the most important international datasets that also includes data on the attitudes, perceptions and behaviour of the Czech people. In the second part of the course, lecturers explain how data are managed in different datasets, e.g. the data cleaning procedures applied in the ESS are presented as an example. Also, an overview is given on how socio-demographic indicators are coded in the ESS and the advantages and disadvantages of such coding compared with the coding solutions used by other surveys. The last part of the course focuses on issues related to data quality and then again, the quality framework of the ESS is introduced as an example of good practice. Overall, the ESS module on socio-demographics is used in the course “Management of Social Data and Data Archives” the most.

Topical courses

In addition to using the ESS datasets as references for several methodology courses, the ESS is also used in various topical courses at the Department of Sociology of the Faculty of Arts. For example, the ESS has been used for delivering the following courses:

- “Family Sociology” is a Master's level course taught by Dr. Dana Hamplová with approximately 20 students annually
- “Social Stratification” is a compulsory course for Master's students taught by Dr. Dana Hamplová with approximately 15 students every year
- “Sociology of Culture and Religion” is targeted at both Bachelor's and Master's degree students and taught by Dr. Dana Hamplová. Every year around 15–20 students attend the course

The ESS provides a valuable resource for teaching several topics in these courses. However, the ESS is not the only dataset applied in these courses, e.g. the ISSP and some national Czech surveys are used as well. All three courses are delivered in the form of lectures, and most often some analyses based on the

²² More information available at: <http://archiv.soc.cas.cz/management-sociologickych-dat-datove-archivy-fsv-uk>

²³ More information available at: <http://archiv.soc.cas.cz/analyticke-metody-vyzkumu-pro-magistry>

ESS data are used as examples in the course presentations and other written materials for illustrating the theory being taught. For instance, the ESS is considered perfect for positioning the attitudes of the Czech people within the wider European context and analysing how different indicators are related to contextual characteristics. The ESS data is not used for conducting any independent work such as individual research projects in the abovementioned topical courses.

Theses

ESS data have been used widely in student theses at all degree levels. However, at the Department of Sociology the ESS dataset has been applied more in Master's and PhD theses than in Bachelor's theses, because Master's and PhD students have the necessary skills for working with large datasets and for conducting empirical analysis. Although students are usually eager to design their own surveys, according to their specific research needs, academics often encourage them to use the ESS, because its data are freely available and easily accessible. Also, it is considered much less risky for a student to use the ESS dataset than to conduct a separate survey, especially because the ESS is widely recognised as having a high quality in every aspect. The ESS is also very well documented which makes it easy to follow how the survey was conducted.

At the Department of Sociology, the most popular dissertation topics for which ESS data are used are well-being, subjective wealth, universal human values based on Schwartz's value theory, but also life harmonisation and work-family balance.

Outcomes and impacts

The ESS has contributed to the improvement of the education and training of university students in several aspects. According to the interviewees, it would be possible to give the abovementioned methodology and topical courses without the ESS, however, it would be more difficult to deliver those courses and the content of the courses would be significantly more theoretical. Without the ESS, the courses would not include that many illustrative examples on the situation in the Czech Republic and in other European countries, and it would not be possible for students to practice and conduct empirical research.

The most important benefit of the ESS for methodology courses is the availability of exhaustive information on the context and methodology of the ESS that is not typical for other international surveys. This enables the lecturer to present comprehensive best practice examples (e.g. on data management) and thorough descriptions on how data are processed. As the best practice examples and descriptions are based on real-world data, i.e. the ESS data, students get a better understanding of the good solutions for managing large and complicated datasets in practice.

The ESS enriches the topical courses with up-to-date empirical examples that illustrate the aspects taught to students. According to the interviewees, it is much easier to explain and deliver the topics covered in the courses if it is possible to document the content of a course with evidence. Consequently, the argument accompanied with up-to-date empirical examples is perceived by students as more valid.

Moreover, an important benefit of the ESS for topical courses is its international perspective. Namely, the ESS data allow students to carry out comparative analyses, comparing the position of the Czech Republic with other European countries and to analyse how contextual characteristics in different countries influence the indicators under discussion. This, in turn, provides students a better overview of various social phenomena both in the Czech Republic and from an international perspective.

The ESS has also had a remarkable contribution to improving students' analytical skills, especially if they choose to work with the ESS data during their thesis. The ESS is methodologically rigorous, and for many Bachelor's and Master's students this is the first opportunity to learn how to work with real-world data.

Reflection on pathways

The ESS is valued as a teaching resource by several academics at Charles University. Although the two interviewed lecturers teach at Charles University, they work at the Institute of Sociology of the Czech Academy of Sciences at the same time. The Institute of Sociology of the Czech Academy of Sciences is responsible for coordinating the implementation of the ESS in the Czech Republic and the ESS National Coordinator, Dr. Klára Plecítá, is a colleague of the both of the lecturers interviewed. Moreover, one of the interviewed lecturers, Dr. Dana Hamplová, is a member of the Czech ESS research team and acted as a member of the Scientific Advisory Board of ESS in 2009–2013. Therefore, the lecturers are well informed about the progress of the ESS and take it into account when planning their teaching and research activities. Furthermore, the interviewees reflected that their work as lecturers and researchers are tightly linked and they use the ESS both in conducting their research and delivering courses. For example, they often use examples from their own research to illustrate the topics that they want to teach to university students.

As described above, the ESS has found its place in several methodology and topical courses both at Bachelor's and Master's level, but also in student theses. When students start to design the methodological framework for their thesis projects at the Department of Sociology, they usually have no experience in analysing the ESS data. However, they have a rather good theoretical knowledge about the ESS data, e.g. about the various topics that the ESS covers and how the data is accessible, because the ESS is introduced in several methodology and topical courses. Therefore, the use of ESS in various courses at Charles University supports students in choosing to work with the ESS dataset also during their individual research projects.

Sources

Interviewees:

- Dana Hamplová, Ph.D., Associate Professor at the Department of Sociology, Faculty of Arts, Charles University in Prague; Senior Researcher at the Department of Value Orientations in Society, Institute of Sociology of the Czech Academy of Sciences: 30/05/2017
- Jindřich Krejčí, Ph.D., Deputy Director for Scientific and Project Activities, Head of the Czech Social Science Data Archive, Institute of Sociology of the Czech Academy of Sciences: 22/05/2017
- Martin Zelenka, Researcher at the Education Policy Centre, Faculty of Education, Charles University in Prague: 24/05/2017

Other Sources:

- Webpage of Charles University. Available at: <http://www.cuni.cz/>
- Webpage of the course “Analytical Research Methods”. Available at: <http://archiv.soc.cas.cz/analyticke-metody-vyzkumu-pro-magistry>
- Webpage of the course “Management of Social Data and Data Archives”. Available at: <http://archiv.soc.cas.cz/management-sociologickych-dat-datove-archivy-fsv-uk>
- Charles University (2017) Čísla, fakta, statistiky. Available at: <https://www.cuni.cz/UK-4054-version1.pdf>

6 Czech Republic: Linking research and teaching through ESS data at Masaryk University

Summary

Type: academic and teaching impact

Sociologists at Masaryk University have been using ESS in their research and teaching since the first round of the survey, resulting in multiple benefits, including financial (new research grants), reputational (submissions to national research assessment exercises), new methodologies, highly cited publications and new international partnerships, with for example Dutch experts in social stratification. More than 10 cohorts of students – undergraduate and post-graduate have benefited from the methodological rigour and topical nature of ESS surveys and data, and have helped expand and strengthen the social sciences, among academics and practitioners.

Context

Masaryk University²⁴ is the second largest higher education institution in the Czech Republic, located in the city of Brno, with nine faculties and almost 36,000 students.

Several academics at the Masaryk's Department of Sociology have repeatedly made use of ESS data in their research, as well as in their teaching, from the very outset and the publication of the Round 1 results. Masaryk's lecturers have used ESS data in many of their internationally-cited articles as well as using ESS data sets and methodological guides in the training of almost 15 student cohorts; graduates who benefited from the ESS while acquiring both quantitative skills in social sciences as well as finding data for their own research.

The research and teaching focus is on current social issues such as social stratification, inequality and poverty, societies' political and social transformations, civil society and public opinion, population studies, and the status of ethnic minorities or other marginalized groups.

As the Department of Sociology has a long tradition in quantitative research, there had been other data sources used prior to the ESS. The International Social Survey Programme (ISSP) was one of the sources used before 2002, as well as PISA, EU-SILC and others. However, the ESS is arguably the preferred data set given its focus on social attitudes, which fits particularly well with the Department's research and teaching and helped pave the way for ESS use at Masaryk University.

Researchers at the Department of Sociology at Masaryk University have been using the ESS data since the data from Round 1 were published. In addition, Masaryk University has not only been an ESS data user: between 2001 and 2006, Professor Martin Kreidl was a member of the ESS Scientific Advisory Board, contributing to the development of the ESS methodology.

Use of ESS

Although the factors behind the start of ESS use at Masaryk University are unclear, interviewees agreed that when working on the research outputs discussed below, they already knew about the ESS, as well as about other international surveys (e.g. the European Values Study [EVS], The International Social Survey Programme [ISSP]). Researchers usually learn about the ESS either as students or at international conferences. Dr. Petr Fucik, for example, first learnt about the ESS as an undergraduate student and has been using the ESS since, first for his PhD dissertation and currently as a lecturer at Masaryk University.

The ESS is used by researchers at all levels of seniority, ranging from doctoral students to lecturers and professors. In most cases, ESS data are used by those academics who also teach courses on quantitative methods in social sciences. In the case of Masaryk University, there is a clear link between teaching and

²⁴ More information available online at: <https://www.muni.cz/en>.

research. This applies to the individual level (there is an overlap between the staff that use the ESS for their own research and those who use it for teaching) but also at the level of outputs (research outputs that reference ESS data are often used for teaching purposes).

Typically, the most recent ESS data are downloaded from the ESS website (often with the help of PhD students) in preference to the re-use of one ESS dataset across multiple projects and student cohorts. Researchers usually use multiple data sources, not only the ESS, with one data source usually being the dominant and the others used as complementary or contextual data. Data on several countries tend to be used in preference over sources with only Czech national data, as this provides a valuable comparative dimension for research.

Another way of using the data is through visiting professors coming to Masaryk University who brought the ESS data to give lectures, and left the data files with the hosting team for future re-use.

Another advantage of the ESS noted by the researchers at Masaryk University is the granularity of the ESS data: the ESS allows work with data disaggregated to the level of households, which is not possible when using other data sources, such as Eurostat and national statistical data.

The Masaryk lecturers consider data quality as the ESS's most important quality, and applaud the emphasis placed on the survey methodology, which has been important since the beginning. Interviewees noted a crucial feature here, which relates to the method of translation of the ESS questions. Prior to the ESS, the common approach to quality assure translations was the so-called, double translation method, whereby a question is translated into a foreign language and then back to the original language for comparison. The ESS brought a novel translation method, making use of an adjudicator who is responsible for the final decision about which translation options to adopt. This innovation is appreciated by the researchers at Masaryk University because it has helped to solve the concerns linked to the Czech wording of questions therefore increasing the potential of the data use in the Czech cultural context.

Overall, the user-friendliness of the ESS data is regarded positively and the online tool is considered to be practical, especially when compared to some other international surveys.

Outputs and results

Research outputs

The academics at Masaryk University have published numerous articles that make use of ESS data, including the following research:

- Katrňák, T., et al. (2012), The Relationship Between Educational Homogamy And Educational Mobility In 29 European Countries, *Int Sociol* 27(4): 551-573
- Katrňák, T., et al. (2014), Return To And Departure From Social Origin: Trends In Social Fluidity In The Czech Republic Between 1990 And 2011, *Sociologia-Bratislav* 46(6): 655-685
- Kreidl, M. (2008) Mohou rozdíly v laickém chápání zdraví vysvětlit rozdíly v subjektivním zdravotním stavu mezi statusovými skupinami? *Sociologický časopis/Czech Sociological Review* 44: 55-85.
- Kreidl, M. (2010) Dochází v ČR ke konvergenci hodnotového profilu lidí žijících v manželství a nesezdaném soužití? *Sociální studia* 7: 85-100.
- Kreidl, M. and Martina Štípková (2012) Výskyt a načasování nesezdaných soužití v současné ČR. *Demografie* 54(2): 120-137.
- Kreidl, M. and Martina Štípková (2012) „Postavení nesezdaných soužití v tranzici do dospělosti.“ Pp. 73-94 in Martin Kreidl, Jaroslava Hasmanová Marhánková (eds.) *Proměny partnerství. Životní dráhy a partnerství v české společnosti*. Praha: Sociologické nakladatelství.
- Nový, M. (2014), Electoral And Non-Electoral Participation In The Visegrad Countries: Complements Or Substitutes?, *E Eur Polit Soc* 28(4): 863-886

Some of the research outputs listed above are listed in the Web of Science (WoS) database, and therefore have reached a tangible international citation impact. Others (in Czech) might have lower international visibility, yet are relevant in the regional and national context.

ESS data are central to some research: the Department of Sociology received a research grant for the period 2008-2010 called “Class structure and social mobility in the Czech Republic 1989-2009,” awarded by the Czech Science Foundation (GAČR), with total funding of CZK 2,499,000 (€94,000). Several research outputs were produced as part of this research, also using ESS data. The research analysed the dynamics map of class structure in Czech society, using the concept of social mobility, in comparison with evident trends in other selected countries and across Europe more generally. The research conducted as part of the grant was of a comparative nature and most of its research outputs were targeted at academic audiences.

In addition, ESS data feature in a number of other research outputs, such as conference proceedings and academic working papers. Most of these research outputs are peer-reviewed and have been included by the university in its overall submission to the national assessment of university research.

Results in teaching

The use of the ESS in teaching varies by type of study programme and level. At all three levels, Bachelor’s, Master’s and doctoral, the ESS is used to a different extent for different purposes. It is noteworthy that using the ESS as a teaching resource is not obligatory at Masaryk University, for teachers or students, however it is widely used.

The ESS is used in some courses at Bachelor’s level, although it is not the only quantitative international social survey that is used in these courses. At the Bachelor’s level, the ESS has rather a complementary status to the EVS. This is mainly due to the fact that Masaryk University hosts the team of the Czech EVS national coordinator who is also a guarantor of a number of Bachelor’s courses at Masaryk University. Bachelor’s courses mostly focus on teaching quantitative tools in sociology and statistical analysis in social sciences. Therefore, the use of data from social surveys is mostly methodological rather than topical.

At Master’s level, the ESS is used for several purposes (methodological and topical). There are several courses delivered that have used the ESS data at Master’s level, such as on sociological quantitative research²⁵ and social stratification research,²⁶ which are usually optional for students of sociology.

The topical coverage of ESS becomes more important when students write their theses (and term papers) for which ESS data is often used to underpin their analyses with quantitative data, and therefore could be a preferred choice over EVS and ISSP. Students have a supervisor, but are required to work independently with the data. They have a significant level of freedom in terms of topics and what data to use, although teachers may recommend the ESS as a data source. In these cases, ESS data mainly serve the purpose of providing substantial data on particular topics, rather than underpinning the methodology of the work.

In addition to the ESS, students at Masaryk University also use data from the Czech Statistical Office, Eurostat and many other sources. Students are rather discouraged from designing and launching their own surveys and collecting primary data themselves for their theses at Bachelor’s and Master’s levels. It is estimated that every year, several tens of Bachelor’s students use the ESS data in their theses, and up to three Master’s students (out of around 20 graduating annually) do so in their theses.

Taught elements of PhD courses at Masaryk University have a different design as they are not necessarily taught regularly every semester or year, but are instead available to PhD candidates on a more ad-hoc basis. The PhD courses are more specialised than the lower-level courses and prior knowledge of quantitative methods is expected from the students on these courses. Students choose courses that best fit their dissertation and research focus, so only some of them are interested in advanced quantitative

²⁵ More information available at: <https://is.muni.cz/predmet/fss/jaro2017/SOC598?lang=en;fakulta=1423>.

²⁶ More information available at: <https://is.muni.cz/predmet/fss/podzim2017/SOC409?lang=en;fakulta=1423>.

methods (the ESS is used for example in courses on multi-level modelling). These courses are usually organised in several day-long intensive blocks and are open to PhD candidates and faculty. The lecturers usually bring their own data and examples to work with in the courses.

In terms of PhD theses, the following works have been identified based on the University's information system as having made use of the ESS data:

- Balátová, K. (2013) *Hodnoty u dospívajících jedinců se specifickými poruchami chování [Values of adolescents with specific behaviour deficiencies]*.
- Bartáková, H. (2008) *Cesta zpátky: Návrat žen po rodičovské dovolené na trh práce v České republice [Journey back: Women returning to the labour market after maternity leave in the Czech Republic]*.
- Kala, L. (2014) *Environmentální aspekty životního způsobu českých singles [Environmental aspects of the lifestyle of the Czech single individuals]*.
- Kelmendi, K., MA. (2016) *Intimate Partner Violence Among University Students in Kosovo and Its Correlates: Exploring Violence Socialization and Approval of Violence*.
- Nový, M. (2015) *Od přímých efektů k podmíněným: Individuální a kontextuální vysvětlení volební účasti ve 31 zemích [From direct effects to conditional effects: Individual and contextual explanation of turnout at elections in 31 countries]*.
- Urbániková, M. (2015) *Českí studenti žurnalistiky v mezinárodní perspektíve: hodnoty a postoje nastupující žurnalistické generácie [Czech journalism students in the international perspective: values and attitudes of the coming journalist generation]*.

Outcomes and Impacts

The articles authored by researchers at Masaryk University that have made use of the ESS are important research outputs for the Department of Sociology and often get highlighted in relation to the research performance of the whole department. Presenting and disseminating such articles has allowed the researchers to maintain and further develop international networks. Noteworthy in this context are long-standing relations with academic partners in the Netherlands who also work with ESS data on similar topics around social stratification. The fruitful international cooperation that has been catalysed by the ESS subsequently led to improvements of various analytical models that the interviewed sociologists at the Department of Sociology have been working on, indicating a contribution of the ESS to the advancement in the methodological work of the department. The ESS data have also helped to empirically verify (at the macro level) several methodological approaches, such as in the fields of sociology of family and social stratification, which remain of particular interest to the scientific work of the department.

For students in social sciences, it is considered a challenge to use quantitative methods in their written works, especially in theses. Therefore, when a student does so, it constitutes an indication of high ambitions. According to the researchers interviewed for this case study, using the ESS (and other international survey data) could indicate which students might choose a researcher career in the future. Working with ESS data and similar quantitative data sources contributes to developing analytical skills in students at early stages of their studies (usually already at the undergraduate level). Students learn to process data independently, analyse them and come to robust conclusions. Therefore, the ESS gradually helps to build a solid researcher base in the quantitative social sciences at Masaryk University and, by extension, in the Czech Republic as a whole.

Dissemination

The main audience of ESS-based outputs produced at Masaryk University are sociologists, mostly experts in social stratification. Most of the scientific outputs produced were intended for an expert audience. Usually, the audiences already knew the ESS from their own research work and were therefore aware of the indicators referenced in the presented papers.

In addition to publications themselves (the journal *International Sociology* was mentioned in this regard), the most common mechanism for dissemination of the outputs, particularly in the case of the WoS-listed articles, were international conferences. The interviews highlighted conferences organised by the International Sociological Association's Committee on Social Stratification.

In terms of wider use, teachers are the most effective mechanism for raising awareness of the ESS. When teachers use ESS data in their academic career, they either use it as a teaching resource in their courses (mostly for methodological purposes) or recommend using ESS data to students for their independent work (term papers and theses). This word-of-mouth approach, based on good personal experience with the ESS, is the main reason behind the growing numbers of new student theses emerging every academic year that use ESS data.

Reflection on pathways

The ESS is perceived as a valuable research resource at Masaryk University. It is considered a complex and rich data source that requires time and expertise to be used to its full potential. Therefore, it is thought to be fit for use for high-quality scientific outputs. Furthermore, the high reputation of the ESS is as important as the content of the data themselves to achieve impact.

Although the ESS is used in teaching at Masaryk University by several teachers and in several courses, some obstacles would need to be overcome to enable more widespread use. For example, it is considered more difficult to use the ESS in seminars than in lectures, mostly because seminars must provide practical and hands-on opportunities for students to learn about quantitative methods. Therefore, the data used to showcase the methods need to be prepared well ahead of time by teachers themselves and handed over to the students in a simplified way. The seminars usually do not provide enough time to individually register to the ESS website, use the online tool, download the data and prepare them for the university course.

The other challenges that the ESS faces at Masaryk University is the prevailing, rather negative, attitude of students in social sciences towards mathematics, which may limit the use of quantitative data sources in teaching. Furthermore, there is only a relatively small tradition of quantitative methods in social sciences in the Czech Republic, compared to some other European countries, which is caused by a historic discontinuity in the period before 1989, during which research in natural sciences was generally preferred over social sciences. Therefore, this legacy is a limitation of the use of such methods in contemporary social sciences.

Sources

Interviews:

- Petr Fučík, Ph.D. lecturer at the Department of Sociology, Masaryk University: 24/04/2017
- Professor Martin Kreidl professor at the Department of Sociology, Masaryk University: 09/05/2017

Other sources:

- CWTS (2016) Bibliometric analysis of the ESS-related outputs In Impact Study of ESS undertaken by Technopolis for City University London.
- Masaryk University Information System, available online at: <https://is.muni.cz/?lang=en>.

7 Estonia: ESS as a highly-valued teaching resource at the University of Tartu

Summary

Type: teaching impact

The ESS is considered a valuable teaching resource by academics at the Institute of Social Studies, University of Tartu, Estonia. The ESS has been used as the main dataset for teaching quantitative methods in social sciences since 2004. It is also widely used in numerous topical courses both at Bachelor's and Master's level. Furthermore, the ESS has an important place in student theses at all study levels. It is estimated that all students at the Institute of Social Studies have used the ESS during their university studies to a greater or lesser extent. The ESS has made a significant contribution to improving students' analytical skills and enhancing their understanding of various social phenomena from an international perspective.

Context and starting point

The University of Tartu is the largest higher education institution in Estonia and belongs to the top 2% of the world's best universities.²⁷ Located in Tartu, the second largest city in Estonia, the university hosts four faculties. In the academic year 2015–2016 it offered 60 Bachelor's degree, 72 Master's degree and 34 doctoral study programmes, including 23 programmes in English. There are around 12,970 students at the university, of which 980 are from abroad.²⁸

Several academics at different have applied the ESS in their research, from institutes such as the Institute of Social Studies, the Institute of Psychology, the Johan Skytte Institute of Political Studies and the School of Economics and Business Administration. However, the ESS as a teaching resource has been applied mainly at the Institute of Social Studies. Today, more than 700 students are enrolled in the programmes offered at the Institute of Social Studies, which include journalism, communication, media, social work and policy, and sociology. The Institute hosts ten different curricula at all levels of study.²⁹

The ESS was used as a teaching resource at the University of Tartu for the first time in the 2004 spring semester – right after the data collected for ESS Round 1 in 2002 was made publically available. Although Estonia did not participate in the Round 1, the ESS National Coordinator in Estonia, Dr. Mare Ainsaar, who worked (and still works) at the Institute of Social Studies, spread the word among her colleagues about the first round of the ESS and Estonia's plan to join the survey in 2004 (Round 2). During that time, Dr. Liina-Mai Tooding, an associate professor at the Institute of Social Studies, was looking for new data sources suitable for teaching quantitative methods in social sciences. As soon as she heard about the ESS and the opportunities it provided, she started to use the ESS. Since then, she has used it as the main dataset in her numerous methodology courses.

Before the ESS became available, there were no other datasets that were accessible and suitable for teaching quantitative methods in social sciences to students at Tartu. At the time, most datasets were protected by copyright, which made it problematic to use them for teaching purposes, especially in terms of making the data accessible for independent work, i.e. the work students do on their own to show they have mastered the methods that are taught. For this reason, Dr. Liina-Mai Tooding used mainly artificially generated synthetic datasets in her methodology courses before the ESS data became available in 2004. The main reason for starting to use the ESS dataset in teaching university students was therefore pragmatic: the data, background information about the survey, and methodology documents are all freely available and easily accessible for everyone interested in using it. There are no

²⁷ The University of Tartu belongs to the top 2% of world's best universities by ranking 347th in the QS World University Rankings 2016/17 and within the 301–350 range in the Times Higher Education (THE) World University Rankings 2016–2017. The University of Tartu is placed 4th in the QS University Rankings: Emerging Europe and Central Asia (QS University Rankings: EECA). More information available at: <http://www.ut.ee/en/university/general>

²⁸ As of 10/11/2016.

²⁹ More information available at: <http://www.yti.ut.ee/en/about-institute>

complicated copyright questions in relation to the use of the ESS data that would set any limits to applying the data in the university courses. Thus, the opportunity to use ESS to teach university students enabled them to learn quantitative methods in social sciences with real-world data.

Use of ESS

The ESS has been used in various teaching activities at the Institute of Social Studies by several lecturers and in methodology and topical courses both at the Bachelor's and Master's level.

Methodology courses

There have been several courses that have focused on teaching quantitative methods and have made use of the ESS data. The specific content of the courses has varied depending on the target group of the course (e.g. sociology students or educational research students) and whether it is part of a Bachelor's or a Master's degree programme. During the period 2004–2012 there were approximately 150–200 new students annually who used ESS data for studying quantitative methods in social sciences in Dr. Liina-Mai Tooding's courses. After 2012, the average number of students participating in the courses has been approximately 50. The described courses on quantitative methods are targeted both at Bachelor's and Master's degree students. Although there are no separate annual methodology courses to PhD students, they have the possibility to advance their knowledge and skills on some specific methods via individual consultations.

In the methodology courses, ESS data is usually applied both in the practical work in the classroom, when students solve sample exercises together with the lecturer, and in their independent projects, where they must demonstrate competence in the methods they have been taught in the classroom. In addition to the ESS dataset, students have used the materials on the ESS methodology published on the ESS webpage and ESS EduNet.³⁰ The most frequently used modules of the ESS in the methodology courses are of the core section, because it enables time series analysis, which is especially interesting for students. However, very specific sociological topics and countries with less known contexts for Estonians are not considered suitable for teaching quantitative methods, since students should be able to interpret their analysis results at least to some extent. The most common countries that are used as examples in the methodology courses are Estonia, Latvia, Finland, Germany and Russia.

There are several reasons why the ESS is considered a valuable resource for teaching quantitative methods by the academics at the Institute of Social Studies. First, the ESS database is very user-friendly and it is easy to download the data. Second, the ESS data is well documented and described, and all the necessary background information and documentation is available on the ESS website. Thereby, it is easy to understand the content of the dataset. Third, the ESS has published methodological guidelines on how to analyse the ESS data. These have also been used as a teaching resource in the courses at the University of Tartu. Fourth, the quality of the ESS data is considered high. The data is also well pre-processed, which means that it is easy to start analysing the data right after downloading the dataset from the ESS webpage. Fifth, the ESS dataset is rich in terms of different types of data, e.g. it includes continuous and categorical variables, which is necessary for teaching a diverse range of methods and techniques to students.

A further advantage of the ESS is its wide topical coverage: the courses on quantitative methods in social sciences are targeted at students with different specialities (e.g. sociologists, psychologists, human geographers) and the ESS enables those who develop the courses to design the content of the courses with students' interests in mind. When using the ESS, students then have the possibility to choose a topic for their independent work that is the most interesting for them.

In 2007, Dr. Liina-Mai Tooding published a university textbook "Data Analysis and Interpretation in Social Sciences".³¹ Its second revised edition was published in 2015.³² According to the author, all the

³⁰ Available at: <http://essedunet.nsd.uib.no/>

³¹ Tooding, L-M. (2007) *Andmete analüüs ja tõlgendamine sotsiaalteadustes*. Tartu: Tartu Ülikooli Kirjastus.

³² Tooding, L-M. (2015) *Andmete analüüs ja tõlgendamine sotsiaalteadustes. Teine, täiendatud väljaanne*. Tartu: Tartu Ülikooli Kirjastus. Available at: <http://www.tyk.ee/sotsioloogia/0000011706>

examples on applying different methods and techniques provided in the textbook are based on ESS data. The main reason behind this choice is straightforward: the reader can solve all the exercises presented in the textbook independently, since the ESS is easily accessible to everyone. Thus, the ESS is considered as a valuable resource also for studying quantitative methods in social sciences independently.

Topical courses

In addition to using the ESS as the main dataset for teaching quantitative methods in social sciences, the ESS is also used in several topical courses at the Institute of Social Studies. For example, the ESS has been used in the following courses:

- “Demography” is a Bachelor’s level course with approximately 40 students annually
- “Social Policy Analysis” for Bachelor’s students (around 30 students annually) and Master’s students (around 35 students annually)
- “Social Developments in the Baltic Sea Region Societies” is a course designed for foreign students both at Bachelor’s and Master’s levels (around 25 students annually)
- “Sociology of Work and Labour Market” is a Bachelor’s level course (up to 40 students annually)
- “Theories of Transition Societies” is a Master’s level course targeted to media and sociology students, and also foreign students (up to 35 students annually)

ESS data are used in topical courses for two main purposes. Firstly, the ESS provides a valuable resource for teaching several topics such as media use, immigration, work and well-being. A key strength of the ESS is that it enables comparison of Estonia’s position with other European countries. Moreover, the ESS as a teaching resource becomes more valuable after every round – there are more interesting examples available and more possibilities to teach temporal dynamics in European societies.

Secondly, ESS data are widely used in those topical courses that involve students conducting an independent research project. Students can usually choose a topic for their independent work by themselves. They can also choose between different data sources depending on the topic they have selected. However, our consultation revealed that students’ independent research projects are usually based on ESS data. There are several reasons for this: firstly, the ESS database is very user-friendly and it is easy to conduct analysis based on it. Secondly, the ESS covers many topics and countries. Students from different specialisms can easily find an attractive and useful topic to analyse. The dataset is also valued by foreign students, because they have the possibility to analyse and compare the countries that are the most interesting to them. Thirdly, students often choose to conduct their independent work based on ESS data, since they have already worked with the ESS in the methodology courses and have the necessary knowledge and skills to work with the dataset.

In summary, the ESS is used as a teaching resource at the Institute of Social Studies for many purposes and at different levels. Foremost, the ESS is considered a valuable input to several methodology and topical courses at Bachelor’s and Master’s levels. Consequently, the ESS has found an important place in numerous student theses at Bachelor’s, Master’s and PhD levels. It is estimated that all students at the Institute of Social Studies have used the ESS during their university studies to a greater or lesser extent.

Outcomes and impacts

Several aspects of teaching have been improved because of the possibility of using the ESS. In terms of teaching quantitative methods in social sciences, the ESS has enabled students to learn various methods and techniques using real-world data. As noted, there were no other noteworthy datasets that were accessible and suitable for teaching quantitative methods before the ESS became available, and therefore, mainly artificially generated datasets were used. However, working with real-world data gives students a better understanding of how to work with data, the different methods and techniques for analysing data, and the most frequent limitations and challenges of conducting data analysis. When students can use real-world data in their university courses, they are better prepared for working on

their independent research projects for their thesis, but also for working as analysts after graduating from their university studies.

Though from a theoretical point of view it has always been possible to teach different methods and techniques, the ESS has provided more opportunities to illustrate theories with practical examples. The ESS has not introduced totally new topics into the methodology courses, but has contributed to designing the courses in a more practical and hands-on manner for students. For example, the ESS has had a positive impact on teaching multilevel analysis and time series analysis. Also, a new topic that has been possible to study because of the ESS has been survey para-data, i.e. administrative data about the survey. There have been no other data sources available, except the ESS, for researching and learning about para-data.

According to the interviewees, the most important added value of the ESS in topical courses has been its international perspective. While before the ESS, the topical courses focussed usually on teaching the situation in Estonia, the ESS has enabled comparison of Estonia's position with other European countries and analyse various topics in wider contexts. Furthermore, as students must undertake independent research projects in several courses, they get their first experience in how to conduct international comparative research.

The ESS has made a significant contribution to improving students' analytical skills and enhancing their understanding about various social phenomena from an international comparative perspective. After graduating, several students of the Institute of Social Studies have started careers as analysts at ministries, at consultancy firms or think tanks. For example, according to the Head of the Department of Analysis and Statistics, Ministry of Social Affairs, several of the younger analysts at the department were aware of the ESS and knew how to analyse the ESS data before they applied for the position at the ministry. Most often, these analysts have graduated from the Institute of Social Studies. As the ESS is an important data source in the work of the Ministry of Social Affairs, it is rather beneficial for a candidate to know the ESS.

Reflection on pathways

The ESS is successfully used as a teaching resource at the Institute of Social Studies by several lecturers. The proactive work of the ESS National Coordinator in Estonia, Dr. Mare Ainsaar, in disseminating information about the ESS and the possibilities it offers, has enabled them to discover the potential of the ESS as a teaching resource at an early stage. As the ESS National Coordinator works also at the Institute of Social Studies, her colleagues are well informed about all the advancements in relation to the ESS and can, therefore, take those into account in their teaching activities.

As described above, the ESS is considered as a valuable input to several methodology and topical courses both at the Bachelor's and Master's level, and ESS data are often used in student theses. One of the factors that has contributed to the successful implementation of the ESS in the teaching activities at the Institute of Social Studies has been synergy between different courses: the use of ESS in methodology courses has provided students with necessary knowledge and skills for working with the ESS dataset also in topical courses. This, in turn, has led students to choose to work with the ESS during their thesis projects and indeed, in some cases even beyond the end of their studies.

Sources

Interviewees:

- Ave Roots, Ph.D., Research Fellow at the Institute of Social Studies, University of Tartu: 17/05/2017
- Hede Sinisaar, Head of Analysis and Statistics Department, Ministry of Social Affairs of Estonia: 11/05/2017
- Liina-Mai Tooding, Ph.D., Associate Professor emeritus at the Faculty of Social Sciences, University of Tartu: 11/05/2017

- Mare Ainsaar, Ph.D. (mare.ainsaar@ut.ee), Head of Chair of Social Policy and Senior Research Fellow in Sociology and Social Policy at the Institute of Social Studies, University of Tartu: 25/05/2017

Other sources:

- European Social Survey in Estonia (2015) Expert opinion on European Social Survey by Liina-Mai Tooding. Available at: <https://www.youtube.com/watch?v=q7SJXXaqSE>
- Study Information System of the University of Tartu (ÕIS). Available at: <https://www.is.ut.ee/pls/ois/tere.tulemast>
- Webpage of the Institute of Social Studies, University of Tartu. Available at: <http://www.yti.ut.ee/en/about-institute>
- Webpage of the University of Tartu. Available at: <https://www.ut.ee/en/university>

8 Estonia: Children and family policy for 2012–2020

Summary

Type: non-academic impact

The Ministry of Social Affairs of Estonia has used the ESS in the process of policy-making since 2008, notably for the development of the Estonian children and family policy, which is based on the "Strategy of Children and Families 2012–2020". The ESS has provided two relevant indicators for monitoring the implementation of the strategy. Furthermore, it has contributed to the development of the strategy by providing policymakers with necessary background information on the Estonian position on several indicators, such as parents' awareness about and attitudes towards child-rearing. This has mainly been used for explaining and justifying important policy decisions in association with supporting positive parenting, guaranteeing the rights of the child and creating functional child protection systems.

Context and starting point

The most common non-academic organisations that make use of the ESS data in Estonia are ministries. For example, the ESS data have been used by the Ministry of Education and Research, the Ministry of Social Affairs, the Ministry of Justice, the Ministry of Internal Affairs and the Ministry of Culture. Especially the Ministry of Social Affairs has a long history of using the ESS in the process of preparing policy analyses, but also in preparing regulatory and strategic documents.

The Ministry of Social Affairs has focussed its activity on five strategic areas: health, labour, social security, children and families, and gender equity. Foremost, the ministry has used the ESS in the development of the Estonian children and family policy, which is based on the "Strategy of Children and Families 2012–2020".³³ The strategy was adopted by the government at the end of 2011 and its overall objective is to ensure the well-being of children and families. The ESS is one of the many valuable data sources that has contributed to the preparation of the strategy. At the ministry, the ESS has mainly been used by the analysts and advisers working at the Department of Analysis and Statistics. Their task is to support policymakers by collecting necessary data and conducting relevant analyses. The analyses conducted based on the ESS data are also used by the Department of Children and Families responsible for developing the Estonian children and family policy and coordinating its implementation.

The Analysis and Statistics Department at the Ministry of Social Affairs worked with the ESS data for the first time in 2008. The Ministry of Social Affairs, in cooperation with the ESS team in Estonia, published the report "Estonia in European Comparison", which focussed on issues such as cohabitation, attitudes towards divorce, basic human values and job values in Estonia and Europe.³⁴ The next time the Ministry of Social Affairs and the ESS Estonian team had a close cooperation was on the preparation and the data analysis phase of ESS Round 5 (2010). In that period, the Ministry of Social Affairs was working on the preparation of the "Strategy of Children and Families 2012–2020" and was searching for suitable data sources for setting indicators, but also for conducting relevant analysis for internal policy discussions at the ministry. As ESS Round 5 included a module on family, work and well-being, it provided a valuable input to the preparations of the strategy. Moreover, as a result of the consultations between the Analysis and Statistics Department and the Estonian ESS team, it was decided to include some country-specific questions in the ESS Round 5 on parents' knowledge about and attitudes towards child-rearing in Estonia.

Although the Ministry of Social Affairs made use of both the core and the rotating modules of the ESS in the process of preparing the "Strategy of Children and Families 2012–2020", the main added value of the ESS for the ministry was the possibility to include country-specific questions in the ESS questionnaire. The Department of Analysis and Statistics had a clear understanding of the questions

³³ Available at: http://sm.ee/sites/default/files/content-editors/Lapsed_ja_pered/lpa_2012-2020_taiendatud_2013.pdf

³⁴ Available at: https://www.sm.ee/sites/default/files/content-editors/Ministeerium_kontaktid/Uuringu_ja_analuusid/Sotsiaalvaldkond/euroopa_vordoigus_bookmark_www.pdf

they wanted to add to the Round 5 data collection: they were looking for a possibility to collect data on Estonian parents' knowledge about and attitudes towards child-rearing in 2010. In 2006, the Ministry of Social Affairs had commissioned a study "Children and Estonian Society"³⁵ that focussed on similar questions, but the data collected then was already outdated and it was not considered reasonable to conduct a similar study again in Estonia. Therefore, the possibility to add country-specific questions to the ESS Round 5 enabled the ministry to fill the data gap and collect data necessary for setting two important indicators for the "Strategy of Children and Families 2012–2020".

Use of ESS

The ESS was one of many valuable data sources used in the process of preparing the "Strategy of Children and Families 2012–2020". The use of the ESS data in the process of strategy development was two-fold: firstly, two of the three indicators set for the second strategic objective of the strategy³⁶ are based on ESS data, specifically on the data collected with the country-specific questions in Round 5. Secondly, the analysis made based on the ESS data of the core section and the rotating section, but also collected with the country-specific questions in the Round 5, contributed to internal policy discussions at the Ministry of Social Affairs. The results of the ESS-based analysis had an important role also in communicating new directions in the Estonian children and family policy to different target groups.

Both the Department of Analysis and Statistics at the Ministry of Social Affairs and the ESS Estonian team had an important role in delivering the necessary outputs based on the ESS data. During the preparation phase of Round 5, the ESS team collaborated closely with the analysts at the Department of Analysis and Statistics to ensure that the country-specific questions proposed by the Ministry of Social Affairs were designed in the most suitable and useful way. For example, the country-specific questions that were added to the ESS Round 5 covered the following topics:

- Parents' awareness in Estonia about where to ask help in case of questions or problems with child-rearing
- Parents' attitudes in Estonia towards corporal punishment of children as an educational measure
- Estonians' willingness to foster or adopt children or act as their guardians

The collaboration continued during the phase when the collected data were analysed. The analysts at the Ministry of Social Affairs took care of the analysis of the country-specific data, i.e. the data that was requested by the ministry to be collected, and the ESS team supported them by providing a more general analysis and international comparisons that was mainly based on the data of the core and rotating modules of the ESS itself.

In summary, the Ministry of Social Affairs has mainly used the ESS for conducting necessary analyses by itself, but also made use of reports prepared by the ESS team in Estonia. To a lesser extent, they have also used ESS international publications (such as ESS Topline Series) for the ministry's internal discussions.

Outcomes and impacts

The ESS has contributed mainly to the policy development and implementation of the second, but also to the third strategic objectives (SO) of the "Strategy of Children and Families 2012–2020":

- II SO: Estonia is a country that supports positive parenting and offers the necessary support to raising children and being a parent, in order to improve the quality of living and future of children;

³⁵ Available at: https://www.sm.ee/sites/default/files/content-editors/Ministeerium_kontaktid/Uuringu_ja_analuusid/Sotsiaalvaldkond/risc_lisa_2006_1_.pdf

³⁶ The second strategic objective of the "Strategy of Children and Families 2012–2020" is the following: Estonia is a country that supports positive parenting and offers the necessary support to raising children and being a parent, in order to improve the quality of living and future of children.

- III SO: the rights of children are guaranteed and a functional child protection system is created, in order to value each child and the kind of safe environment that supports the development and well-being of children.

The contribution of the ESS to the development of the children and family policy in Estonia is two-fold. First, two out of the three indicators of the second strategic objective are set based on the ESS data. According to the Head of the Department of Analysis and Statistics, the ESS enabled the ministry to set the most suitable indicators for the strategic objective and to provide up-to-date baseline values. The two indicators set based on the ESS data are the following:

- Share of parents in Estonia, who do not know where to ask help in case of questions or problems with child-rearing (44% in 2010)
- Share of parents in Estonia, who agree that corporal punishment of children is a necessary and justified educational measure in certain situations (40% in 2010)

Consequently, the ESS has contributed to the establishment of a monitoring system of the second strategic objective of the “Strategy of Children and Families 2012–2020”.

Secondly, according to the interviewed officials at the Ministry of Social Affairs, the ESS provided valuable input for the internal policy discussions at the ministry during the development of the main action lines of the second and third strategic objectives of the strategy. The three most important policy discussions where the ESS provided input were:

- A need to start providing a systematic evidence-based parenting programme in Estonia
- A need to improve parents’ ability to manage tensions and emotions associated with parenting, and to raise their awareness about negative consequences of corporal punishment of children
- The development of the implementation of family-based substitute care (fostering and guardianship) to children without parental care

In these discussions, the ESS was mainly used to understand the state of play in Estonia in terms of parents’ awareness about, and attitudes towards, child-rearing, and Estonians’ attitude towards fostering or adopting children or acting as their guardians. The ESS also enabled discussion of the Estonian position compared to other European countries.

Besides the internal policy discussions at the Ministry of Social Affairs, the ESS is one of the data sources that has been used to explain and justify to other important stakeholders why the abovementioned policy developments are necessary, such as to the Government of Estonia and to the Social Affairs Committee of the Parliament of Estonia. Officials working at the Department of Children and Families have also used evidence derived from the ESS as background information when answering requests from journalists, as well as in their own public presentations and articles. In general, it is considered that articles published in the media by the representatives of the Ministry of Social Affairs, the ESS team in Estonia and journalists during the preparations of the “Strategy of Children and Families 2012–2020”, but also later during the implementation of its action plan, have supported the policy development process and raised the general awareness about positive parenting and rights of the child among Estonians.

To sum up, the ESS has contributed to the development and implementation of the Estonian children and family policy by providing policymakers with relevant background information on the Estonian position on several indicators, particularly around parents’ awareness about, and attitudes towards, child-rearing. The ESS is considered especially valuable because it provides an opportunity to compare Estonia’s performance with other European countries. The indicators derived from the ESS data have been mainly used for explaining and justifying important policy developments and decisions around supporting positive parenting, guaranteeing the rights of the child and creating functional child protection systems. Moreover, the ESS has enabled the setting of two relevant indicators for the second strategic objective of the “Strategy of Children and Families 2012–2020” and to provide necessary data for monitoring its implementation. Thereby, the ESS, in conjunction with many other important factors, has contributed towards more evidence based policy-making in Estonia.

Reflection on pathways

The successful implementation of the ESS in the development of the children and family policy in Estonia has been possible because of the close and fruitful cooperation between the Estonian ESS team and the Ministry of Social Affairs. The Department of Analysis and Statistics was involved both in the preparations and the data analysis phase of ESS Round 5.

The main added value of the ESS for the Ministry of Social Affairs was the possibility to include country-specific questions in the ESS questionnaire of Round 5. The Ministry of Social Affairs as well as other ministries in Estonia have also used the same possibility in other ESS rounds. According to the ESS national coordinator in Estonia, Dr. Mare Ainsaar, it is regular good practice that the ESS Estonian team introduces the ESS round (and its rotating modules) under preparation and collects ideas for possible country-specific questions from relevant stakeholders. This mechanism ensures that all interested stakeholders can propose the questions on information that is most needed and relevant for their work. The ESS Supervisory Board, which consists of representatives of Estonian ministries and scientists from different fields of research, discusses the collected ideas and decides which proposed questions are the most suitable to add to the given round and have the highest added value for Estonia. The Supervisory Board also provides a suitable platform for involving various stakeholders in the implementation of the ESS in Estonia and for the dissemination of knowledge about the ESS data and its benefits.

In addition to the close and long cooperation with the ESS Estonian team, the Department of Analysis and Statistics at the Ministry of Social Affairs is well-informed about the ESS and its rounds, because Dr. Marju Raju, a scientific adviser at the same department, represents Estonia in the ESS ERIC General Assembly. Moreover, several analysts at the Department of Analysis and Statistics are aware of the ESS, and have the skills and experience needed for working with the ESS data. Those analysts have usually worked with the ESS data during their university studies, for example at the Institute of Social Studies, University of Tartu.

Sources

Interviewees:

- Ann Lind-Liiberg, Adviser at the Department of Children and Families, Ministry of Social Affairs of Estonia: 01/06/2017
- Hede Sinisaar, Head of Analysis and Statistics Department, Ministry of Social Affairs of Estonia: 11/05/2017
- Mare Ainsaar, Ph.D., Head of Chair of Social Policy and Senior Research Fellow in Sociology and Social Policy at the Institute of Social Studies, University of Tartu: 25/05/2017
- Signe Riisalo, Head of Child Welfare Policy at the Department of Children and Families, Ministry of Social Affairs of Estonia: 31/05/2017

Documents:

- Lai, A. (2015) Towards effective child protection systems. Progress, challenges, the path forward. Ministry of Social Affairs of Estonia. Available at: http://ec.europa.eu/justice/fundamental-rights/files/rights_child/9th_a_lai.pdf
- Ministry of Social Affairs of Estonia (2011) Great Children, Smart Parents, Strong Society. Strategy of Children and Families 2012–2020. Conclusion in English. Available at: https://www.sm.ee/sites/default/files/content-editors/Ministeerium_kontaktid/Valjaanded/lpa_kokkuvote_eng.pdf
- Ministry of Social Affairs of Estonia (2011) Targad vanemad, toredad lapsed, tugev ühiskond. Laste ja perede arengukava 2012–2020. Täiendatud 2013. Available at: http://sm.ee/sites/default/files/content-editors/Lapsed_ja_pered/lpa_2012-2020_taiendatud_2013.pdf

9 France: Use of ESS by the governmental think tank France Stratégie

Summary

Type: non-academic impact

France Stratégie is a French public think-tank attached to the Prime Minister. France Stratégie has introduced ESS data in several reports in the late 2000's and in 2015. France Stratégie's report findings have been disseminated through the general media (newspapers, etc.) and through participation in public debate, in particular on the topic of social inequalities in France.

Context and starting point

France Stratégie is a French public think tank. Formally, France Stratégie is a Prime Minister Service and its legal name is *Commissariat Général à la Stratégie et à la Prospective (CGSP)*. The organisation was already created in 1946. The *Commissariat Général du Plan* (name at that time) was the national contact point for the Marshall Plan after WWII and was a key actor in the national economic planning in France. In the 1980's and 1990's, due to liberal policies, the planning activities decreased in favour of foresight activities and strategic thinking. In the 2000's, the name changed to *Conseil d'Analyse Stratégique*, and in 2013 to France Stratégie.

The focus of this case study is the Department of Society and Social Policies (*Société et politiques sociales*) of France Stratégie, one of its four sectoral departments (the three others are: the Economy Department; the Sustainable Development and Digital Department; the Work, Employment and Competences Department).

As of 2017, France Stratégie supports the French government in shaping the medium and the long term nationwide policy orientations and objectives in the fields of economic, social, cultural and environmental development, and it provides support in preparing policy reforms (France Stratégie, 2017). The work published by France Stratégie is not supposed to reflect the Government's opinion: France Stratégie's is an independent organisation. Its working principles follow the principles of transparency and scientific methods. The work carried out is always subject to the creation of consensus through the consultation of as many stakeholders as deemed relevant (association of trade unions, other civil society representatives, etc.).

The head of France Stratégie (*Commissaire*) proposes to the Prime Minister an annual work plan. The work plan is validated by the Prime Minister after consultation with government members, National Assembly presidents, the Senate, the Economic, Social and Environmental Council,³⁷ trade unions and inter-professional and industry associations. All the documentation produced by France Stratégie is sent to the cabinet minister no more than two days before it is made public.

France Stratégie's overall mission is to invent tomorrow's policies through:

- Evaluating public policies
- Anticipating challenges and transformations at the economic, social or technical levels
- Debating with experts and stakeholders at national and international levels
- Proposing recommendations to policy makers at local, national and EU levels

The Department of Society and Social Policies addresses questions such as the return on social investment and studies on pension systems reforms. As such, the themes covered by the European Social Survey (ESS) are particularly relevant to the Department's research themes.

³⁷ Conseil économique, social et environnemental. <http://www.lecese.fr/en> : 'The Economic, Social and Environmental Council (ESEC) is a constitutional consultative assembly. It represents key economic, social and environmental fields, promoting cooperation between different socio-professional interest groups and ensuring they are part of the process of shaping and reviewing public policy'.

The Department employs 10 researchers. Four of these are qualified statisticians and two out of these had already worked with ESS data. Only one researcher has subscribed to the ESS quarterly user bulletin and has made use of ESS data in her work at France Stratégie, though she is not one of the statisticians.

The Department's researchers regularly make use of statistical data downloaded from the databases of OECD and EUROSTAT. Other data sources used are the European Values Study,³⁸ World Values Study,³⁹ and the International Social Survey Programme,⁴⁰ often in combination with ESS data. Besides using it for their reports, the organisation also uses the ESS for purposes of methodological rigour and innovation, notably involving comparing ESS questions and variables with the European Union Statistics on Income and Living Conditions (EU-SILC) and the French component of the EU-SILC, the *Statistiques sur les ressources et les conditions de vie* (SRCV).

Additionally, the Department's researchers also rely on the ESS by proxy, as ESS data are used in many articles regarding the Welfare state, immigration, involvement of citizens (etc.), by other French researchers.

Use of ESS

As the ESS data are known by some of the researchers of France Stratégie, the use of ESS data can be traced in publications. ESS data have been used and integrated into publications on various occasions, and more specifically at two different periods. The first period goes back at the late 2000's, when ESS data were used in two reports.

The first was part of a large strategic foresight study developed by the State Secretary for Foresight⁴¹ upon the request of the President of the Republic and the Prime minister about *France in 2025* (Centre d'Analyse Stratégique, 2008). The work, inspired by foresight work developed in other countries (UK, Denmark, Korea), had the objective to identify structural tendencies, transformations and possible breakthroughs and to develop quantified scenarios for the 15 years ahead. Seven themes were investigated: 1) globalisation; 2) production; 3) creation, teaching, research; 4) living together; 5) risks and social protection, 6) scarce resources; 7) the state and public services; 8) technology and everyday life. Researchers used the ESS data on the fourth theme (living together). More specifically they used comparative data on:

- Happiness and satisfaction, from ESS 2006 survey: France is compared to a selection of European countries (such as the traditional UK and Germany but also Nordic and non-EU countries (Switzerland, Norway) (p. 170)
- Depression, from ESS 2006 survey: France is compared to a selection of European countries (p 171)
- Demographic and social and socio-economic factors of satisfaction, where France is compared to Europe as a whole (p. 172)

This first diagnosis (in April 2008) was a baseline for further investigations of a working group composed of 28 scientists, most of which were French researchers. The working group produced a report that presented three main scenarios for 2025 (which do not refer to ESS data this time).

An update of *France 2025* was produced in 2014 (France Stratégie, 2014). This time ESS data were used on a different indicator (comparison of France with other OECD countries with on trust in fellow citizens).

³⁸ www.europeanvaluesstudy.eu

³⁹ www.worldvaluessurvey.org

⁴⁰ www.issp.org

⁴¹ A state secretary is formally part of the government but has no dedicated budget, cannot sign decret and is attached to the Prime minister or another sectoral minister. Eric Besson was state secretary for Foresight and Public Policies Evaluation from May 2007 to January 2009.

The second report covered *mental health and well-being* (Conseil d'Analyse Stratégique, 2009). The report was produced for the Secretary of State in charge of Foresight and Digital Economy.⁴² This time, the ESS data were widely used in the report:

- In a technical footnote explaining how subjective well-being is measured (and referring to the ESS) (p. 91)
- In two sections of a chapter dedicated to the level of satisfaction of individuals and populations (Chapter 1: 'A poor satisfaction level⁴³', Section 1.1 'Satisfaction determinants common to Europeans citizens⁴⁴', section 1.2 'French people are much less satisfied than their neighbours'⁴⁵ on p.92 of the report)
- In one section of a chapter dedicated to the intrinsic value of work (section 2.1, page 96 of the report) and about the challenge of social comparison (section 2.2, page 97), about trust (section 2.3, p100)
- In a section dedicated to the gender differentiation in mental health (chapter 5, section 1.1, p.119)
- On unemployment (section 2.1, p. 130)

ESS data were also used in a recent report (France Stratégie, 2016) on the various forms of divisions in French society. The report was launched after the 2015 terrorist attacks in Paris with the aim of understanding the current situation of French society. The ESS data were used to illustrate a single item related to the relationship and level of trust between the population and the police (it ranked the level of trust between the population and the police rather low). The information was collected directly from a Topline Series report (Jackson J., et al., 2011).

Further, a current France Stratégie researcher used the ESS when he was working for another public organization, the National Council for School System Evaluation (CNESCO).⁴⁶ ESS data were used for preliminary work on the links between education and citizen involvement. The researcher judged the ESS items on the level of trust in institutions (items such as participation to associations and citizen involvement). His idea was to explore participation in elections and political involvement and to explore differences according to level of studies to find an identification strategy for an impact assessment. The researcher tested the data but failed to find interesting results. In parallel, the CNESCO decided to launch a wide survey on civic and moral engagement in high schools. He therefore abandoned the work with ESS data.

Outcomes and impacts

The main added value of the ESS data for the stakeholders is that it provides comparative data on many countries. In all of France Stratégie's publications that use ESS data, the goal was to compare the French situation with other countries, within or outside the EU.

Though indirectly, the use of ESS data has led to one main impact and this is the triggering of public debates and controversies through the publication of policy papers written by France Stratégie. All three pieces of work of France Stratégie produced with ESS data were given visibility in French national newspapers (*France 2025*, *Mental health and well-being* and *Bridging the rifts in French society* respectively Centre d'Analyse Stratégique, 2008, Conseil d'Analyse Stratégique, 2009 and France Stratégie, 2016). Especially the most recent of these triggered debates and controversies in public media.

The French national newspaper *Le Monde* hosted a debate in autumn 2016. A famous newspaper journalist wrote - citing the France Stratégie report - on the pessimistic attitude of French people on the

⁴² Nathalie Kosciusko-Morizet was state secretary for Foresight and Digital Development from January 2009 to November 2010

⁴³ 'Un niveau médiocre de satisfaction'

⁴⁴ 'Des déterminants de la satisfaction communs aux Européens'

⁴⁵ 'Les Français moins satisfaits que beaucoup de leurs voisins'

⁴⁶ <http://www.cnesco.fr/en/homepage/>

actual (and factual) realities of inequalities in the society as compared to other countries (*Le Monde* 2016, 12 October).

The French sociologist Louis Chauvel responded to the article (and to the France Stratégie report) alerting of the danger of minimising the actual social tensions and inequalities targeting young French people (*Le Monde*, 17 October). The final article was written by the Commissioner Jean Pisani-Ferry (Head of France Stratégie⁴⁷) to insist upon the French pessimism which he finally associated to a generalised lack of trust ‘*in economic, social and political institutions that organise the collective life: enterprise, school, public service, social security, the State and the representative democracy*’.

Reflection on pathways

France Stratégie researchers judge that the overall quality of ESS is high, rich and that the survey is well executed. France Stratégie also receives ESS data as part of the ESS electronic quarterly bulletin. They judged the bulletin as rather heavy; it may need more hierarchizing in the information provided to be more attractive and stand out above the rest of email bulletins received from different other sources.

Considering the theoretical impact pathways figure (see below), the main impact expected from the use of ESS data in France Stratégie work is that the reports produced by France Stratégie, and in particular the propositions included in those reports, have become embedded in new laws or policy orientations of the French national government.

The first observation is that the ESS data are used in combination with a lot of other international data sources (such as European Values Study, World values Survey, ISSP, OECD data, Eurostat and Eurobarometer) as well as national data sources and ad hoc surveys. So the ESS data always joins other data in its pathway to impact on French stakeholders. The ESS data are widely used in the reports that were produced at the end of the 2000’s; in the later reports the attribution and contribution of ESS is much lower.

One of the identified barrier is that in the current inward-looking perspective in France, the ESS is not seen as a set of data that ideally enables comparative studies in between different socio-demographic groups in a given country. Researchers for France will favour national sources that are deemed more specific, or develop tailor-made surveys.

France Stratégie was evaluated in 2016 (Comité d’évaluation de France Stratégie, 2017). One main conclusion of the evaluation was that the impact of France Stratégie on the conception of public policies was still weak. Several reasons were put forward:

- As for the external factors identified: i) policy makers in France do not have a long-term vision on the needs for reforms, ii) French public decision-making is taking little account of technical expertise in its process (that is to say that policy developments are not necessarily evidence based nor benefit from *ex ante* evaluations). Ministerial Cabinets⁴⁸ also indicated that the mission of France Stratégie is foremost to add value to the public debate. It is not a direct consultancy for French policy makers such as the EU Commission think tank European Political Strategy Centre.⁴⁹
- As for the factors internal to France Stratégie: i) the high number of topics studied as well as ii) no follow-up of reports’ recommendations were pointed out to explain its weak impact on policymaking.

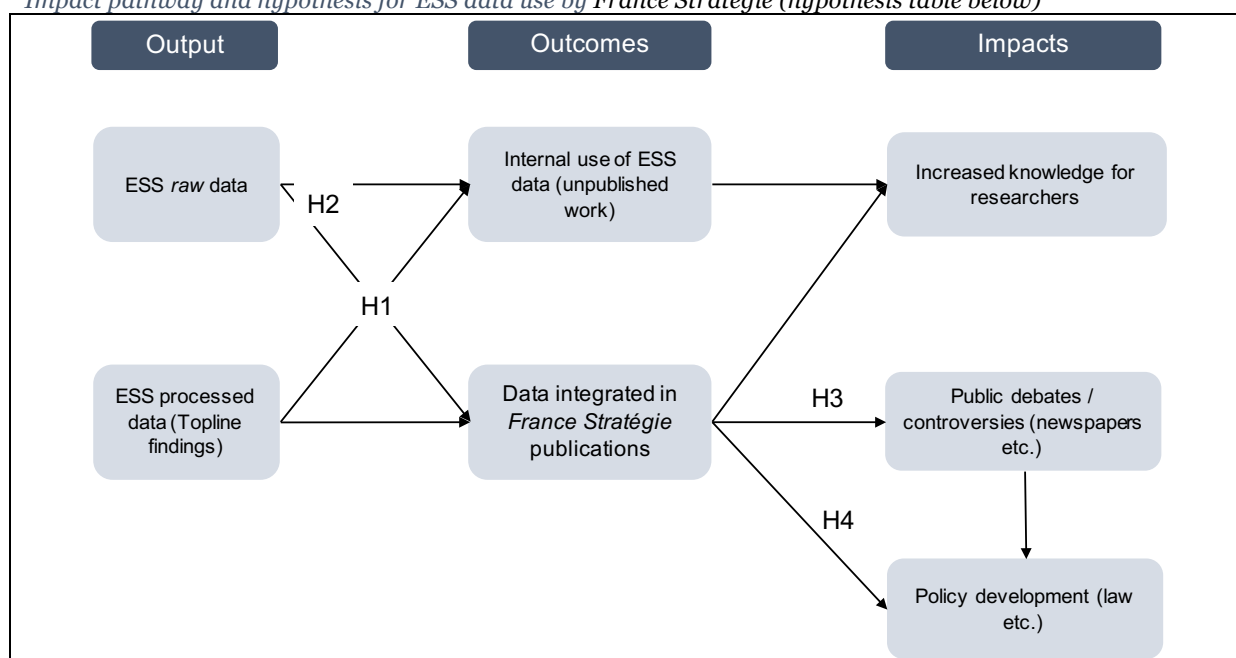
The impact on public policy therefore remains indirect and unclear. Regarding the possible leverage on the ESS itself to increase its impact, a success ingredient would be to have more processed data, such as the Topline series. The France Stratégie researchers indicated that ESS data was of high quality. However, it primarily reaches researchers with good statistical background.

⁴⁷ Jean Pisani-Ferry resigned in January 2017 to support Emmanuel Macron presidential campaign. He was in charge of coordinating the political programme.

⁴⁸ Ministerial cabinets are small teams of experts assisting directly the ministers and also sharing political views.

⁴⁹ http://ec.europa.eu/epsc/about_en

Impact pathway and hypothesis for ESS data use by France Stratégie (hypothesis table below)



Source: Technopolis Group

Synthesis of impact pathway hypothesis and case study finding with regards potential impacts

Hypothesis	Case study findings	Recommendation for the ESS
H1: researchers in <i>France Stratégie</i> know about the ESS data and publications	<i>France Stratégie</i> researchers belonging to a target user of the ESS, according to the themes explored, are not all aware of the existence of ESS.	Increase promotion and communication on the features and content of the European Social Survey on targeted users. Develop a more user friendly /non-statistical user of the quarterly user bulletin.
H2: researchers in <i>France Stratégie</i> have enough statistical knowledge to process ESS data	Among the researchers that should be ESS target users, 4 out of 10 have statistical background to make full use of ESS data.	Develop the publication of ‘digested’ ESS data through the publication of more reports and analysis such as the Topline Series for non-statisticians. Communicate more on selected reports produced with ESS data (after peer reviewing).
H3: <i>France Stratégie</i> publications are widely disseminated and backed up with a strong communication strategy	<i>France Stratégie</i> reports findings are well disseminated and promoted to the general media (newspapers, etc.). The resources dedicated to communication at <i>France Stratégie</i> level have doubled over 2013-2016 (Comité d’évaluation de <i>France Stratégie</i> , 2017, p14).	n/a
H4: <i>France Stratégie</i> works and publications are commissioned and taken on board by high political levels (Prime minister, parliaments, etc.)	The low impact of the France 2025 work undertaken by the Conseil d’Analyse Stratégique probably due to a change in state secretary at the publication of the report.	n/a

Sources

Interviews:

- Marine Boisson, Experte référente et Adjointe au directeur, Département Société et Politiques sociales, France Stratégie: 03-05-2017
- Verbatim from France Stratégie researchers (Department Social Policies and Society) (various)

Other sources:

- Centre d'Analyse Stratégique (2008), *le diagnostic stratégique France 2025*, La note de veille n°97, avril, available at : http://archives.strategie.gouv.fr/cas/system/files/noteveille97_o.pdf
- Centre d'Analyse Stratégique (2009), *La santé mentale, l’Affaire de tous : Pour une approche cohérente de la qualité de la vie*, available at : <http://www.ladocumentationfrancaise.fr/rapports-publics/094000556/>
- Comité d'évaluation de France Stratégie (2017), *Rapport du comité d'évaluation de France Stratégie*, March. Available at : http://strategie.gouv.fr/sites/strategie.gouv.fr/files/atoms/files/rapport_evaluation_france-strategie.pdf
- France Stratégie (2014), *Quelle France dans dix ans ? Repères pour 2025*, available at : http://www.strategie.gouv.fr/sites/strategie.gouv.fr/files/atoms/files/france_2025_cahier_we_b.pdf
- France stratégie (2016), *Lignes de faille, une société à réunifier*. Available at : <http://www.strategie.gouv.fr/publications/lignes-de-faille-une-societe-reunifier>. Summary available in English (Bridging the Rifts in French Society : <http://www.strategie.gouv.fr/sites/strategie.gouv.fr/files/atoms/files/dp-anglais-lignes-de-faille.pdf>
- France stratégie (2017), *Charte relative à l'autonomie de France Stratégie*. Available at : http://refonte.strategie.prod.ext.ssl-gouv.fr/sites/strategie.gouv.fr/files/atoms/files/charte_relative_a_lautonomie_de_france_strategie_o.pdf
- Jackson J., Hough M., Bradford B., Pooler T., Hohl K. et Kuha J. (2011), Trust in Justice, Topline. Results from Round 5 of the European Social Survey, ESS Topline Results Series, 1
- *Le Monde* (2008) 'Eric Besson prépare 2025 : "Fournir un diagnostic partagé"', 28 avril, available at : http://www.lemonde.fr/politique/article/2008/04/28/eric-besson-projeter-la-france-dans-l-avenir_1039114_823448.html
- *Le Monde* (2009) 'Le déclassement, une réalité complexe, Nathalie Kosciusko-Morizet interview', 9 July, available at : http://www.lemonde.fr/societe/article/2009/07/09/nathalie-kosciusko-morizet-le-declassement-une-realite-complexe_1216908_3224.html#g6T2bzACmLfzsryC.99
- *Le Monde* (2016), Zappi S., 'Inégalités, revenus : les Français noircissent le tableau', 12 October, available at : http://www.lemonde.fr/societe/article/2016/10/12/inegalites-revenus-les-francais-noircissent-le-tableau_5012235_3224.html#sTjOopfVT4FRtCpF.99
- *Le Monde* (2016), Chauvel L., 'Oui, les inégalités progressent en France !', 17 October, available at : http://www.lemonde.fr/idees/article/2016/10/17/oui-les-inegalites-progressent-en-france_5014752_3232.html#1yBwpIIIYlpYCoO.99
- *Le Monde* (2016), Pisani-Ferry, J. 'Les Français ont une propension à dépeindre systématiquement le gris en noir', 20 October, available at : http://www.lemonde.fr/idees/article/2016/10/20/pourquoi-les-francais-voient-tout-en-noir_5016819_3232.html#Xb37QgxjffqCMSbO.99

- *Les Echos* (2008) 'France 2025 : l'ardente obligation', 27 May, available at : https://www.lesechos.fr/27/05/2008/LesEchos/20180-078-ECH_france-2025---l-ardente-obligation.htm
- *Le Figaro* (2009) « Face au déclassement, ni déni ni résignation » by Nathalie Kosciusko-Morizet, 24 August, available at : <http://www.lefigaro.fr/debats/2009/08/31/01005-20090831ARTFIG00245-face-au-declassement-ni-deni-ni-resignation-.php>
- Premier ministre (2008), *France 2025 Diagnostic stratégique, Etat des lieux*, avril, available at : <http://www.ladocumentationfrancaise.fr/rapports-publics/084000246/>

10 France: The use of ESS data in Sciences Po Masters courses

Summary

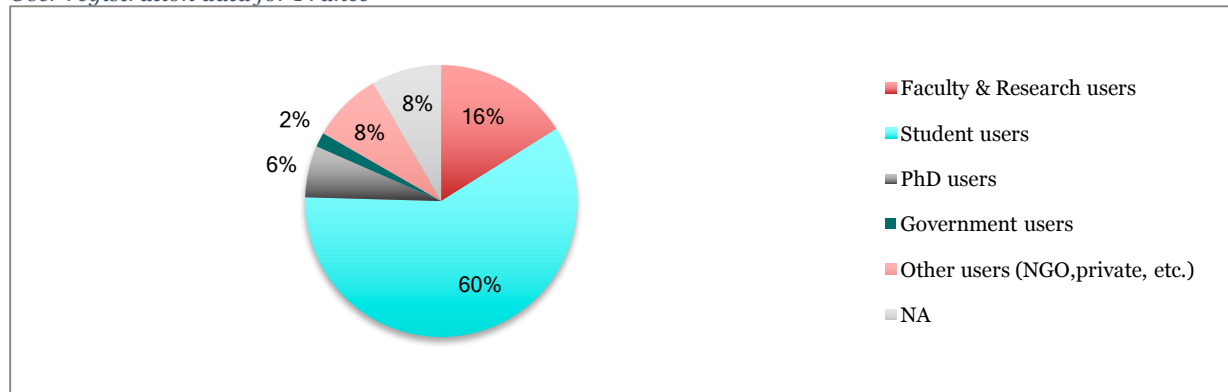
Type: teaching impact

In France, 60% of ESS registered users are students. They use the survey to learn about quantitative methods. This is especially the case in Sciences Po Doctoral School, where a number of courses use the ESS as a teaching tool to learn about quantitative analysis. In the Master of Sociology, students are asked to download data from the ESS at the beginning of the year and they have to write a mini-thesis based on this data. It is deemed a valuable approach for students to learn about survey methodology and quantitative methods, putting their theoretical knowledge into practice.

Context and starting point

Given the overall population of the country, the ESS registration rates in France are particularly low, with 3,547 registered users. Among them, students represent the largest category, nearing 60% of total users (2,105).

User registration data for France



Source: ESS user registration data up to June 2016

The ESS data are mainly used for teaching and educational purposes as an introduction to quantitative studies. This database is often used in Masters courses on quantitative survey methods. This is particularly the case in Sciences Po or the Paris Institute of Political Studies. Founded nearly 150 years ago, Sciences Po is the leading research university in the social sciences in France and welcomes each year about 13,000 students in its undergraduate, graduate and PhD programmes with 47% of international students. The Sciences Po Doctoral School uses ESS as a teaching tool for its masters degrees in sociology and in political science:

- The Master in Sociology programme offers training that includes:
 - Qualitative and quantitative methods
 - Research training (joint study, group projects...)
 - Specialisation in a field of study related to one of Sciences Po's areas of excellence in sociology (gender, public action, financial markets, job market, immigration, inequalities, gender, social and relational capital...)
 - A research thesis
- The Master in Political Sciences – Comparative Politics programme is geared towards students interested in academic careers but also towards those interested in careers as experts in public or

private international organisations. The curriculum draws on four types of teaching, including: core courses, methods courses, advanced courses, and specialty courses.

Quantitative studies in political sciences and sociology are not widespread in France. Most researchers in the social sciences outside economics and experimental psychology have a tradition of using qualitative research methods, and show limited interest in working with quantitative data. The reasons for that are ideological and longstanding, and have resulted in a systemic shortfall in quantitative skills in France. In 2006, Sciences Po decided to address that issue by creating PaMMS (Parcours Avancé de Méthodes des Sciences Sociales [Advanced Course in Social Science Methods]). The programme is very much more ambitious than a standalone module on statistical methods and is designed to work across disciplines (transversal methods courses) in Sciences Po Doctoral School to strengthen students' abilities to work with quantitative data.

This push for more quantitative teaching was based on the knowledge of the existence of ESS data by one of the faculty members. The choice of this dataset comes from the fact that Sciences Po is also the home for French ESS coordination team, which is based in the school Socio-Political Data Center (CDSP). Indeed, Sciences Po staff oversees ESS since the third edition and the school had the will to highlight ESS in the academic world. PaMMS was cancelled recently due to a change in teaching strategy, but there are still courses using the ESS as a teaching tool in Sciences Po in both the Masters in Sociology and the Masters in Political Sciences under the Comparative Politics specialisation.

Use of ESS

The Sciences Po Master in Political Sciences - Comparative Politics programme offers a course during the first semester on Quantitative Analysis Methods. This course is part of two compulsory quantitative methods courses that students have to follow over the first year of their Master's degree. Both these courses are organised around 24 course hours that students have to attend. Each course is worth four ECTS credits. Interviewees noted that the use of ESS data in these courses is encouraged but it is left to the personal appreciation of the professors whether he uses ESS data or not.

The Sciences Po Master of Sociology programme offers a series of four compulsory modules intended to provide methodical training into the fundamental aspects of statistical analysis applied to sociology and other social and human sciences, each module being more advanced than its predecessor. The general objective is to develop students' skills in analysing results from big statistical survey as well as initiating them to statistical research methods that they could use in their theses. Each of these courses takes 24 hours and is spread over a semester and leads to the validation of four ECTS credits. Students have to take the following four courses:

- Initiation to quantitative methods - Fall Semester of Master I
- Regression and modelling - Spring Semester of Master I
- Factor Analysis, Classifications and Introduction to Network Analysis - Spring Semester of Master 1
- Quantitative Methods III - Fall Semester of Master 2

Among these courses, two of them explicitly refer to the ESS in their syllabi, as described in Table 1.

Quantitative methods course plans and evaluation criteria in the Master of Sociology in Sciences Po

Course Plan	
Regression and modelling	Factor Analysis, Classifications and Introduction to Network Analysis
<ol style="list-style-type: none"> 1. Use and fundamental principles of regression analysis – Uses of Stata 2. Correlation and simple linear regression 3. Multiple linear regression with qualitative/quantitative explanatory variables 	<ol style="list-style-type: none"> 1. Principal Component Analysis (PCA) 2. Principal Component Analysis (end) 3. Hierarchical Ascendant Classification and complementarity with PCA 4. Simple Correspondence Analysis

<ol style="list-style-type: none"> 4. Multiple linear regression with interaction: (i) between two qualitative variables, (ii) between one quantitative variable and one qualitative variable 5. Multiple linear regression with interaction (part 2) 6. Simple and multiple logistic regression 7. Advanced logistic regression: predictions and marginal effects, interaction, problem of unobserved heterogeneity 8. Advanced logistic regression (part 2) 9. Ordinary and multinomial regressions 10. Regression with categorical variables 11. Specifying regressions and limits of causality 12. Regressions on complex data: the example of panels 	<ol style="list-style-type: none"> 5. Multiple Correspondence Analysis (MCA) 6. Multiple Correspondence Analysis (part 2) 7. Hierarchical Ascendant Classification and complementarity with MCA 8. Factor analysis an classifications 9. Variety of data and network analysis, introduction to descriptive statistics for relational variables (matrix, graph theory, density, centrality, dyads, triads...) with Ucinet, Visone, NodeXL or Pajek 10. Introduction to descriptive network analysis 11. Introduction to descriptive network analysis (part 2) 12. Introduction to network statistics with relational dependent variables (exponential random graph models, multi-level networks, dynamic networks) with Pnet, R-Statnet, Siena.
Evaluation criteria	
<p>Course credits are obtained by writing a mini-thesis (approximately twenty pages) with another student about one or two empirical questions using data from one or more countries from the European Social Survey. Documentation and download: Http://www.europeansocialsurvey.org/ and http://ess.nsd.uib.no/index.jsp (Waves 1, 2, 3, 4, 5, 6 and / or 7). This validation is common to the second module, which is taught simultaneously during the second semester of the Master 1 of Sociology. For this reason, the mini-thesis will consist of two distinct parts, possibly but not necessarily linked, one using regression analysis, the other using data analysis and /or classification.</p>	

Source: Syllabi of quantitative teaching in the sociology department

Outcomes and impacts

Professors use the ESS as a quantitative teaching tool allowing students to put into practice their theoretical knowledge using quantitative methods. The ESS is considered a great basis for learning how to deal with quantitative data in the social sciences. Indeed, interviewees cited three specific advantages of the ESS to fit that purpose:

- **Easily accessible:** the students are asked to download the data at the beginning of the course. Special files are particularly suited to teaching purposes
- **Comparative perspective:** the different studies allow students to cover various themes related to Sciences Po core curriculum. The data also allow students to conduct comparisons at European level
- **Methodological precision:** students can use the ESS as a tool to gain knowledge about quantitative datasets

There is no concrete evidence as such that students from the relevant degrees join particular professional fields because of ESS or that the ESS had a long-term impact on their careers. However, given the evident advantages and the importance of the ESS at Sciences Po, it stands to reason that such effects are likely present at least to some extent.

Reflection on pathways

Accessibility and methodological rigour are the two key factors explaining the choice of ESS as a teaching tool. Easy access to quality data is a strong added value for ESS as compared to other datasets. This allows students and professors to focus on the basics of what makes a good survey while also delving into the analysis of quantitative data. Professors at Sciences Po use this dataset to teach students the fundamental principles of regression, factor analysis, classification and network analysis. It is a good basis for students to discover the main methods and procedures of multivariate analysis.

However, even if the ESS is great for students to learn about quantitative methods, an interviewee noted that this dataset was not often used in the master theses she reviewed, generally because the subject they chose was not really covered by the ESS. Another interviewee noted that the ESS was not used enough in the French academic world, in spite of its advantages. Overall, the ESS still lacks from further recognition in France as compared to national public statistics.

Sources

Interviews:

- Anne Cornilleau, Quantitative Data Team, Centre des Données Socio-Politiques de Sciences Po: 11-05-2017
- Dominique Méda Philosopher and Sociology professor at Paris-Dauphine University: 26-05-2017 (via email)

Other sources:

- www.hceres.fr/layout/set/.../D2014-EV-0753431X-S3PED140006624-003790-RD.pdf
- <http://www.sciencespo.fr/ecole-doctorale/fr/content/master-sociologie>

11 Germany: The regional extension of the Active Ageing Index

Summary

Impact type: non-academic

The Active Ageing Index is a tool funded by the United Nations Economic Commission for Europe and EC's DG Employment, Social Affairs and Inclusion. Based on six datasets – including the ESS – and composed of 22 indicators, it showcases how well countries are performing in four domains reflecting active ageing. Regional adaptations have been launched in some European countries, including in Germany, where regional adaptation is especially important as relevant policymaking is largely in the remit of the Bundesländer rather than at federal level.

Context and starting point

The Active Ageing Index (AAI) “*is a tool to measure the untapped potential of older people for active and healthy ageing at national and subnational levels. It measures the level to which older people live independent lives, participate in paid employment and social activities as well as their capacity to actively age*”.⁵⁰ The AAI is a joint project of the United Nations Economic Commission for Europe (UNECE) and the European Commission through DG EMPL (Employment, Social Affairs and Inclusion).

The project started in January 2012, which also marked the European Year for Active Ageing and Solidarity between Generations by the European Union, which in turn marked the 10th anniversary of the United Nation's International Plan of Action on Ageing adopted in Madrid in 2002.⁵¹ This Plan of Action is a global framework, adopted by 159 countries. Every five years, follow-up reports are produced. The structure of the reports depends on the UN regional commissions. This year, in 2017, the AAI will be included as an annex to the reports of the UNECE region countries (56 countries, in European and North America).

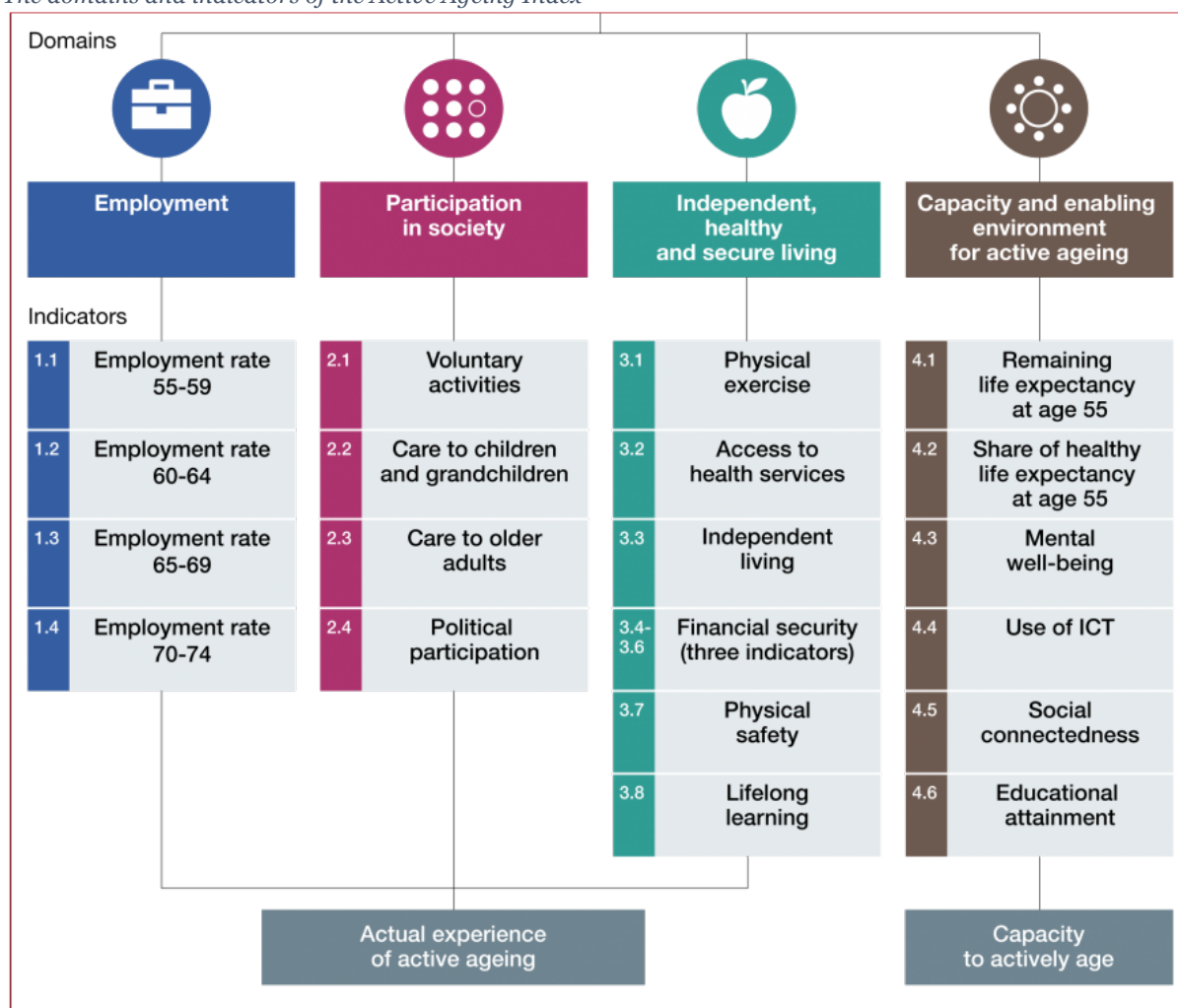
The AAI was intended as a tool to help monitor national policies on ageing, to monitor the global framework in the UNECE region and to measure the economic and societal potential of the elderly. In terms of geographical coverage, the work of the UNECE focused on EU countries first but it has gradually expanded to the remaining countries. However, the use of the AAI is not limited geographically. Countries such as India and China have manifested their interest in the tool.

The index is based on 22 indicators, distributed over four domains (see figure below). Each domain reflects an aspect of active ageing: (i) employment, (ii) social participation, (iii) independent living and (iv) capacity for active ageing. Each indicator is based on data from a range of different datasets, including the ESS. However, the AAI has been developed as a flexible tool and can include other data sources as well. Moreover, the index makes a gender distinction, enabling identification of a gender gap for each indicator.

⁵⁰ <http://www.unece.org/stat/platform/display/AAI/L+AAI+in+brief> (last consulted on 22/05/17)

⁵¹ http://www.age-platform.eu/images/stories/EN/ey2012_joint_leaflet-en.pdf (last consulted on 22/05/17)

The domains and indicators of the Active Ageing Index



Source: Active Ageing Index 2014 - Analytical Report, 2015, p. 13

Use of ESS

The AAI was initially designed for the national level in consultation with an expert group. First, the indicators were chosen and then suitable data sources were identified to “feed” the indicators. In total, six datasets have been used: the Labour Force Survey, the European Quality of Life Survey, the Survey of Income and Living Conditions, Eurostat’s ICT survey, the European Health & Life Expectancy Information system and the European Social Survey. The ESS was selected because it had a solid methodology (enabling comparability across countries and time), it was regular and covered a large range of countries. In addition, being a *social* survey, it provided information on many issues related to ageing.

However, a *national* index has its limits; it does not consider regional and/or local specificities. Some (small) countries were satisfied with a national overview but in others (such as in Germany), a regional index was needed. In some countries, initiatives have been launched either from national ministries or regional authorities themselves to build their own index.

A replication of the index, in the form of a research project, was applied at German NUTS 3⁵² level in 2016. The objective of the project, undertaken by Technische Universität (TU) Dortmund, was mainly methodological. It was to assess the feasibility of using secondary data in the calculations of the AAI at the Bundesländer level. This would enable a low-cost replication of the index and thus its sustainability. Only one of the datasets used for the national AAI – the ESS – provided data at the German NUTS 3 level. The German team therefore had to find new data sources. 26 surveys fulfilled the two selection criteria (being repeatedly conducted and covering the whole of Germany). Eight additional surveys had available data at NUTS 3 level and were selected.

Of the 22 indicators of the German index, the ESS was used for 15 since its different waves tackle a high number of topics related to ageing. Each indicator, except for one relying on German statistical data only, needed to be constructed based on at least three different datasets. Thanks to its wide coverage, the ESS was a useful source for the team which could rely on it for indicators in the four domains of the study. The rotating module on health and the core modules on subjective well-being and socio-demographic profiles from Round 7 (2014) were used. The core modules on politics and socio-demographic from Round 6 (2012) were also used. The table below provides an overview of the indicators for which the ESS data were used.

Use of the ESS for the AAI indicators

Indicator	Use of the ESS (year)
Domain 1: Employment	
1.1 to 1.4 – Employment (55 to 74)	ESS (2012 & 2014)
Domain 2: Participation in Society	
2.3 Care to older adults	ESS 2014
2.4 Political participation	ESS 2012
Domain 3 - Independent, healthy and secure living	
3.1 Physical exercise	ESS 2014
3.2 Access to health and dental care	ESS 2014
3.6 No severe material deprivation	ESS 2014
3.7 Physical safety	ESS 2014
3.8 Lifelong learning	ESS 2014
Domain 4 – Capacity for active ageing	
4.2 Share of healthy life years in the remaining life expectancy at age 55	ESS 2014
4.3 Mental well-being	ESS 2014
4.5 Social connectedness	ESS 2014
4.6 Educational attainment of older persons	ESS 2014

Source: *Extending the active ageing index to the local level in Germany, 2016*

Outcomes and impacts

For national-level AAI, EU member states’ results are available for 2010, 2012 and 2014. In 2015, a first analytical report was published. It provided an analysis of the 2014 AAI for EU member states, as well as an overview of the key trends observed between 2010 and 2014. The AAI project team from the UNECE aims at issuing new results every two years, as they rely on data from different surveys.

⁵² Nomenclature of Units for Territorial Statistics. NUTS 3 in Germany represents ‘counties’, ‘cities not belonging to a county’ and ‘independent cities’

Countries can also calculate their own index if they want, as they can use the datasets to suit their needs. The AAI has been designed as a flexible tool and the project team provides advice on variables that could be used as proxies to the original sources. The ESS is a strong asset for participating countries (and regions) that want to implement their own index. Indeed, the survey covers a wide number of topics related to ageing (as shown above) and is strong methodologically and thus stems as a reliable data source.

At the national level, Malta was one of the first to use the AAI, using it to construct their active ageing policy, which was adopted in 2013. In the Republic of Moldova, the UNECE wrote – together with the government – a roadmap (a strategy and action plan) for mainstreaming ageing. They calculated their own AAI to monitor the implementation of their action plan.

The sub-national adaptation of the AAI is relatively recent in Germany. As such, concrete policy impacts are not yet evident. However, in the case of Germany, it provides a critically important monitoring tool, given the primacy of the Bundesländer in terms of services and policymaking in areas relevant to active ageing.

Examples from other countries demonstrate the potential use and impact of the activities conducted in Germany. Poland, for instance, was the first country to look at the regional level. In 2012, an independent expert was asked to calculate the AAI for the Polish regions. It helped identify where and in what areas improvement was needed and how to provide funding accordingly. As a result, policy measures such as the Social Participation of Older People were introduced. Though no national strategy exists on ageing in Italy, two Italian regions (Umbria and Friuli Venezia Giulia) have a strategy on ageing. In May 2017, a meeting was organised in a third region (Marche), together with UNECE, to assess the need for such a strategy and the role the AAI could play in its implementation. Spain is also involved in regional index initiatives.

In Germany, the initial research project looked at 30 territorial entities. At first the 90 largest rural and urban areas were selected, but 60 of them were excluded because there were not enough data to produce robust results. The 30 areas represented 25% of the German population. The main objective was to assess the feasibility of a low-cost but strong regional index. The overall conclusion of the first report was that it was possible to calculate a regional AAI. However, the nine datasets used provided suitable information for 30 areas only (out of a total of 403 areas). Access to additional data sources would solve the problem and ensure a wider coverage.

After the first report was published in August 2016, presenting the results mentioned above, the Ministry for Family Affairs, Senior Citizens, Women and Youth commissioned an additional research project in which more data sources were to be used. The number of sources (datasets) was increased from nine to 23. Consequently, the number of cases increased and robust results for another 20 areas were published. These 20 areas represented 10% of the German population; thanks to the two projects, 35% of the total population was covered. The report was published and discussed in February and March 2017.

Reflection on pathways

The AAI is both a comprehensive and informative tool. It provides an overview of the current state of affairs on active ageing and it showcases where there is room for improvement. Therefore, it can be used as an advocacy tool to push for action.

The fact that the UNECE publishes results for all 28 Member States and compares them, has been an effective way to trigger reactions. It can only do so thanks to European-wide datasets, such as the ESS. Poland took action on ageing because the country ranked last in 2012. Therefore, representatives of the Ministry of Labour and Social Policy wanted to identify on which aspects (both geographically and thematically) regions performed poorly and react accordingly.

Similarly, comparison between regions within one country can foster political action. The overall score of the index depends on structural factors which are not related to ageing. Therefore, it is problematic to compare one region's overall score to another's (since, for instance, a rich region will likely perform

better than a poor region). However, it can be useful to compare specific indicators among similar regions, as these are areas where regions can make a difference. This thinking underpins the development of regional index in Germany.

Moreover, in Germany, most of the issues related to ageing are the responsibility of the regions or the communities. Therefore, if the national AAI provides an interesting national overview, it is of limited use when it comes to policy-making, since no laws are passed on the issues at the federal level. The federalised structure in Germany therefore presented a mismatch with national level measurement, providing an evident need for a regional approach.

Moving to a regional AAI is therefore the first step towards impact on policy-making. Today, discussions are on-going between the German federal government and the German regions to assess how and where regional AAI could be used. However, it is too soon to identify if and how this will have an impact on active ageing-related policies of the regions. This mostly depends on policy-makers' will to seize the opportunity. Some regions have already expressed their interest in using the regional AAI for their policy-making, others have not.

Sources

Interviews:

- Olga Kharitonova, Population Unit, United Nations Economic Commission for Europe: 19/05/17
- Ettore Marchetti, DG EMPL – Unit C2: Modernisation of social protection systems, European Commission: n19/05/17
- Peter Kupferschmid, German Federal Ministry for Family Affairs, Senior Citizens, Women and Youth: 23/05/17
- Jürgen Bauknecht, Institute of Gerontology, TU Dortmund University: 24/05/17

Other sources:

- AGE, 2012, 2012 – Everyone has a role to play, AGE
- UNECE/European Commission, 2015, Active Ageing Index 2014: Analytical report, report prepared by Asghar Zaidi of Centre for Research on Ageing, University of Southampton and David Stanton, under contract with the UNECE, co-funded by EC's DG EMPL
- UNECE/European Commission, Active ageing index... and what it can do for you, leaflet
- UNECE/European Commission, 2016, Extending the Active Ageing Index to the local level in Germany: Pilot Study", report prepared by Jürgen Bauknecht, Elias Tiemann, Jan Anye Velimsky of the Institute of Gerontology at the Technical University of Dortmund, under a contract with the UNECE, co-funded by EC's DG EMPL

12 Germany: Policy support and interactive reporting on quality of life

Summary

Type: non-academic impact

The ESS has enabled the German federal government to implement a new initiative to report on the current state of the ‘quality of life’ in Germany. The ‘Living Well’ indicators will be used to produce regular reports and will serve as a point of reference for the government to develop an action plan to improve the quality of life, and also to evaluate the success of government policy. Additionally, the ‘Living Well in Germany’ initiative was launched as an online (interactive) report providing a series of reconfigurable data and reports. This was the first occasion that a major governmental report was published in this way, available for anyone to access and re-analyse and reuse in their own work.

Context and starting point

With its strategy "Living well in Germany - What is important to us", the federal government made the issue of quality of life a focus for political discourse and policy development. However, it was decided that in order to develop a comprehensive understanding of the “quality of life” subject a new approach would be attempted that would have citizens involved in forming the methodology of the research.

The work began in April 2015 when the German government organised a nationwide citizen dialogue programme that spanned 200 events and aimed to include a broad representation of people living in Germany. The heterogeneous approach was meant to gather opinions on what citizens considered important in their personal lives and to Germany. Based on the information gathered during these events an independent scientific evaluation of the dialogue took place, which identified the most discussed (and subsequently the most important) topics.

It was at this post-dialogue stage in October 2015, when the need for quality of life indicators started to become an important factor. Early on the research group made the decision that to develop an understanding of the quality of life, a set of indicators would be drawn directly from the citizens discussions to reflect the views of German citizens. The team considered that taking the route of using common economic indicators (such as average income levels, changes to the average wage, etc) would produce a report that would reflect the needs of policy makers, but would not necessarily be aligned to what citizens would attribute to “quality of life”. On this basis and with the inclusion of further national and international findings, the Federal Government selected twelve dimensions and 46 indicators that would measure and portray the state of development of the quality of life in Germany.

Major themes	Dimension	Indicator example
Our life	Healthy life	Development of life expectancy at birth
	Work and participation	Development of the unemployment rate on an annual average
	Education opportunities	Percentage of people who have attained at least upper secondary education
	Time for family and work	Desired, agreed and actual working time of women and men
	Secure income	Development of household net income
Our environment	Safe and free living	Fear of crime
	Home	Population density
	Family	Proportion of unmarried people
Our country	Strengthen the economy, invest in the future	Development of the gross domestic product per capita

Major themes	Dimension	Indicator example
	Nature, environment protection	Development of airborne substances
	Freedom and equality	Development of electoral participation in Bundestag elections
	Global responsibility and security	Development of global greenhouse gas emissions

The process of finding indicators appropriate to the themes that emerged during the citizen dialogue proved more challenging than initially anticipated. In the dialogue, topics of peace, freedom, democracy emerged as highly important. However, due to the subjective nature of these ideas finding appropriate data to measure them proved to be a problem because previously such topics (or indicators relating to them) were not often used in German government reports, and so no data were available.

Use of ESS

Those working on the report admitted that ESS was a much-needed tool because of data availability issues. Finding objective indicators (i.e. joblessness, GVA, etc.) would not have posed much concern for the team due to them being available from national databases (the team had access to government databases and their statistics). However, for the themes that emerged during the dialogue - peace, freedom, and democracy - there was a lack of solid empirical studies covering Germany that could offer a foundation to build upon.

The barriers encountered when trying to identify relevant indicators led the research group to the ESS. Researchers contacted the German ESS team in April 2016 asking whether ESS had recently covered topics of political participation by EU citizens. The ESS team representative worked closely to help identify potentially relevant ESS datasets for the research team concluding that the 7th ESS round would best serve the needs of the report.

The fundamental value of ESS was that it gave access to information on subjective terms that was still methodically reliable. The researcher working specifically with ESS was well acquainted with accessing and then calculating ESS data as well having full confidence in the quality of ESS datasets. There also came support from the German ESS team and although this person was not directly part of the research team, was instrumental in introducing the ESS indicators in the first place.

For the democracy theme, it was decided that an important aspect for citizens was being well informed and able to participate in politics. This was equally applied to the federal government, the Länder (German states) and the municipality level. The logic was that if the citizens are under the impression that they have no influence over the political process, there is a threat to the political system. To measure this concern, indicators were used to capture the possibilities for participation in political processes. These indicators measured the extent to which people assess their influence on politics. The data was directly gathered from the ESS (7th round survey results). In addition to Germany, another 20 EU member states participated in the 7th round of the ESS and this round specifically asked about the possibilities for participation in political processes in the country. They were used for an additional benchmark to compare the country with other countries.

It was discovered that in 2014, four out of ten citizens saw no or very little chance of making their opinions and interests heard effectively and only one in five believed that they could exert strong political influence. Analysis of ESS data also demonstrated that groups with a higher socioeconomic status are more likely to appreciate their participation. Women and men with higher education degrees rated their participation opportunities much more optimistically than people with lower levels of educational attainment. West Germans rate their influence more highly than East Germans.

Due to the plans to make the report completely open access (something that was never attempted to this extent in an official government report) the team also had help from the German ESS team regarding proper referencing of all the ESS data.

Outcomes and impacts

The ESS data allowed the Federal government to develop a new official report and policy reference, where otherwise they would have not pursued the initiative past the idea stage or would have had to follow a more conventional approach using largely official data on for example average income levels, worklessness, health burden, etc. While these are important data that policy teams and academics routinely use in thinking about Quality of Life issues, the indicators themselves miss any meaningful connection with people's common-sense view of the world and the events unfolding around us. The insight derived from use of ESS data has the potential to make quite a profound difference to policy makers understanding of society and what might constitute the most appropriate and consequential policy responses to today's most pressing issues, from security to migration and climate change.

The 'Living Well In Germany' online report is less than 12 months old and as such it is too early to measure the impact of the new scoreboard on policy making or quality of life. The team that worked on the report considered that currently it is only possible to measure how many people are accessing the webpage but this does not necessarily demonstrate impact. However, qualitative feedback from individuals is that the work is highly informative.

It is expected that the good practices developed in producing the report will have a long-term impact on the way government research is conducted and presented to the citizens. The team responsible for the study believes that this approach is how in the future data should be made available to the public and the government. This way it is useful not only for the government, but also for other users (i.e. allowing users to answer questions such as: "I live in region X, how does it fare for life expectancy/voter turnout/broadband access").

It is also hoped that the information will be valuable teaching material because students and teachers can benefit not only from the results of the report but also have access to the underlying data and calculations that were used to produce the results.

However, the possibly the largest impact is the scope of the undertaking. The report marks the first instance of an open data and open source approach applied by the German government in an official document. The data is available on the "github" portal, making it freely accessible for anyone to download and use the gathered information in their articles, research, etc. (which explains why the research team were very particular about getting information for referencing from the ESS representative).

Furthermore, the broader concept behind this report was not to make it a one-time analysis, but to make it a continuous project, with a report on the quality of life in Germany produced around every 4 years. In the years between the publications, the youngest report would receive regular updates. In fact, the team that worked on the report is in the conception stage for the first of such updates.

Naturally, since ESS was included in the current report it was a logical choice to once again contact the German ESS team for their input regarding the use of the datasets. At present, it is known that the indicators from the 7th round (which were used for the report) underwent some methodological changes in the 8th round of the ESS. The research team is (as of July 2017) working with this information to decide how these changes might affect the update.

Reflection on pathways

Support from policy makers played a major part in creating this report. Interviewed researchers suggested that the report took a radically different approach by introducing citizen dialogue to shape the methodological approach towards indicators. The inclusion of the citizens was a major undertaking; however, one that notably produced significant benefits for the study. This allowed the research team not to rely exclusively on experts and researchers and direct communication with the citizen body opened the pathway to explore themes that corresponded to the ESS.

The report was published around election time and it is possible that the current policy interest in the QOL issue – and therefore the ESS data holdings – will reduce should there be a change in government.

The expectations are that – given the same support from the newly elected government – the research team that wrote the original Living Well report can continue with their work. These expectations are reinforced by the current work on the update for the report which suggests continued policy interest in supporting the work.

The expected continuing policy interest can be attributed to the fact that this study was the first of its kind, one that included major international databases for its indicators while maintaining the principles of open access for the data being published. The German government, reportedly, is interested in not only further updates being made on the wellbeing report, but reports on other themes being carried out using the same principles and methodology.

In this regard "Living well in Germany" is a proof of concept for how major studies could be driven by citizen input. Furthermore, it was a hands-on experience for organising open access to information that came from different datasets, meaning the team had to make sure the referencing and other legal concerns were investigated before the publishing.

However, the critical input to this policy innovation was the support of the German ESS team members. They played a significant role in helping the Living Well team to understand what specific data were available and how these could be related to the QOL dimensions of interest (thus saving time) as well as continuing support in answering emerging questions (i.e. ESS referencing, open access, changes in the methodology between ESS rounds). This example of a relationship between national ESS coordinators and new users showcases the positive contribution local ESS teams can make in raising awareness about the ESS and helping third parties make good use of the data holdings.

Sources

Interviewees:

- Anika Rasner, member of the research team from the Federal Chancellery: 08-06-2017
- Michael Weinhardt, survey manager for the German study of the European Social Survey: 14-06-2017
- Stefan Liebig, National Coordinator for the German study of the European Social Survey: 13-06-2017

Other sources:

- Die Bundesregierung (2016), Bericht der Bundesregierung zur Lebensqualität in Deutschland. Available at : https://buergerdialog.gut-leben-in-deutschland.de/SharedDocs/Downloads/DE/LB/Regierungsbericht-zur-Lebensqualitaet-in-Deutschland.pdf?__blob=publicationFile
- Die Bundesregierung (2016), Möglichkeit, Einfluss auf die Politik zu nehmen. Available at: <https://www.gut-leben-in-deutschland.de/static/LB/indikatoren/demokratie-und-freiheit/einfluss>
- Die Bundesregierung (2016), Frei und gleichberechtigt leben. Available at: <https://www.gut-leben-in-deutschland.de/static/LB/bericht/demokratie-und-freiheit/?indicatorId=11-02>

13 Hungary: A call for papers – ‘Divergent perspectives of political engagement in Europe’

Summary

Type: academic impact

The ESS played a central role in a call for papers by the Hungary Academy of Science Centre for Social Sciences in 2016: all the submitted papers had to use ESS data. The call increased awareness of the ESS and brought it closer to young researchers – about two thirds of the authors of the submitted papers were early stage career researchers. The call resulted in three academic papers, published in March 2017. The call also helped the scientific journal *Intersections* gain more international recognition, expanding its network of potential authors for future calls.

Context and starting point

The main rationale to launch a call for papers for the *Intersections* journal was to increase awareness about the ESS in Hungary, as well as to increase attractiveness of *Intersections* internationally. The body responsible for the call was the Science Centre for Social Sciences at the Academy of Science of Hungary (<http://www.tk.mta.hu/en>). In total, the Academy launched four calls for papers to raise awareness of the ESS: three calls were launched in the local academic journal socio.hu (papers were submitted in Hungarian⁵³) and one call through the international journal *Intersections* (papers were submitted in English). This case describes the latter – the call for papers in *Intersections*, where international social scientists were invited to submit their papers in English.

This was the first time an international call for papers was launched in *Intersections*, a recently established (2015) academic journal targeting Eastern and Central European social scientists. Although the Hungarian academic community knows the ESS and its value well, the call for papers in *Intersections* served two aims: first, to increase awareness of the value of ESS data and, secondly, to promote *Intersections* internationally. Instead of inviting all researchers to submit their articles, the Academy rather decided the topic and choose target group accordingly. The call topic was: “Divergent perspectives of political engagement in Europe. What does the European Social Survey tell us about generational differences in political participation?”

In this way, the Academy believed, they were able to keep the high quality standard and attract more high level researchers to submit their papers. The call for papers was a way to make the journal more attractive for Hungarian as well as international researchers. One of the ‘conditions’ with this call was the requirement to use ESS data in some form.⁵⁴ With this call, the Academy also wanted to show the government, (who funds the Hungarian participation in ESS) that these funds are not wasted and can be used to research and address social challenges.

The call for papers was closed in October 2016 and three papers out of five were published in March 2017 (two papers were not published). Hence, as the number of published papers was very low, the editors decided to merge these three ESS based papers with submitted papers for another topic (the use of big data in social sciences). The result was an *Intersections* edition of three papers of the ESS call and five papers of another call, published in March 2017.⁵⁵ Daniel Oross, the editor of the ESS based papers said they expected more papers to be submitted, but they likely failed to reach all possible audiences.

⁵³ There have been three calls for papers by now announced via socio.hu. There were 12 papers submitted during the last call. All papers were prepared in Hungarian.

⁵⁴ In one case, for instance, a researcher’s own database, which he had created for his research, was used in addition the ESS data.

⁵⁵ <http://intersections.tk.mta.hu/index.php/intersections/issue/view/9>

Use of ESS

The main aim of the call for papers was to raise awareness about ESS and motivate researchers to use the ESS data, as well as to enhance the profile of the *Intersections* journal itself. Therefore, ESS had a central role in this call for papers or, in other words, the call was launched because of ESS. All papers submitted had to use ESS data. Use of other databases was not limited.

The call aimed to attract any type of researchers (early, middle, late career) from both Hungarian and international communities. The aim of *Intersections* is to publish at least 50% of papers by international authors. The call was prepared and launched by the researchers of the Hungarian Academy of Science. The papers were reviewed by an internationally renowned pool of researchers and there were Hungarian and international as well as young and middle career researchers among the authors. Among the three published papers, four authors or co-authors are in senior positions and one is an early career researcher. One author is from Swansea University (UK) while all others are from the Hungarian Academy of Science.

Outputs and added value ESS

The three academic papers were published in the March 2017 issue of *Intersections*:

- Anthony Charles, “Generating Authentic Understandings of Participation: Working with Young People”
- Péter Róbert, Dániel Oross, Andrea Szabó, “Youth, Precarious Employment and Political Participation in Hungary”
- András Tóth, “Workers as Life-entrepreneurs”

David Oross, one of the authors of the second paper, noted that they mainly used merged datasets of ESS rounds 2-7. The article notes: “Round 1 was omitted because one of the predictor variables used in the analysis (job autonomy) was not available. Data about Hungary from these six rounds were merged, providing approximately 11,000 observations. A process of pooled data analysis was carried out to allow the investigation of changes over time by taking the level of significance in temporal variation into account.”⁵⁶

Dissemination

The main target group for the call for papers was the academic community – the call aimed to collect only academic papers and also aimed to increase the popularity of ESS among young researchers in Hungary. It was successful in this respect as about two-third of the papers were submitted by young researchers. As the Academy reports to the government on the use of ESS, they know the overall number of ESS data users. However, it was more difficult to monitor the reach of the call for papers as it was disseminated both nationally and internationally.

When the call was launched, the Academy published information on its website, Twitter and Facebook, but also spread the information through the personal networks and contacts with potential authors, the internal ESS network in Hungary and the mailing list of *Intersections* (several hundred researchers around the world). However, as the main target group of *Intersections* is mainly East and Central Europe, the authors mainly originate from this region.

Later this year, the Academy is planning a dissemination event of the call for papers, where editor and authors of published papers will briefly introduce their work. This event will serve two aims: on one hand to let other researchers know about published articles (those which used ESS data) and, through this, to raise awareness allow preparation for the next call. News about the publications will be spread through the same information channels as when they launched the call (researchers’ networks, social media, personal contacts, mailing list of *Intersections*, Academy’s homepage).

⁵⁶ <http://intersections.tk.mta.hu/index.php/intersections/article/view/299> (page 127)

Although the Academy has not monitored the reach of the call to the target groups, according to Academy's experiences the Hungarian social sciences research community is well informed through the above mentioned information channels. As the community is rather small, there is much informal communication, so information spreads quickly.

It is too early to measure how well the information about published papers have reached target groups, as the papers have been published only recently. At the same time, Bence Ságvári, the researcher of the Academy involved in organising the call, has no doubt that the information will reach the Hungarian academic community. It may be more challenging to reach the international community. The first call for papers proved this assumption – only one author was from outside Hungary.

Outcomes and impacts

It may be too early to assess the outcomes and impacts of the call of papers. But as the call involved using ESS data, it might be expected that the awareness of ESS has increased. At the same time, no conclusions can be drawn yet on the potential contribution to the development of further research or to any scientific breakthrough. Similarly, the papers cannot have built up citations yet, as they have only recently been published. A key anticipated outcome of the call was to increase awareness of the ESS, and to publish new ESS-based work, which has broadly been achieved. In this way, the academic papers have illustrated to the funder of ESS in Hungary the added value of the ESS. The Academy consequently hopes for continued funding of the country's participation in the ESS.

Interviewees for this consultation hoped that the international visibility and recognition of the academic journal *Intersections* is increased – the information about launching the call was published internationally and feedback from the international research community through personal contacts has been positive.

Our interviewees for this consultation noted that the main impact of ESS is that it facilitates comparative analysis using the internationally comparable dataset across thematic topics at the same time span. Also, the wide dataset enables to compare national statistics internationally, enabling a higher number of observations.

The Academy is considering the next call for papers in 2018. The targeted research topics (of using ESS data) would be energy and climate as well as welfare attitudes. There is no decision yet about target topic or timing of the next call.

Reflection on pathways

There are two main conclusions on the pathways through which the call for papers has had an impact has been impacting Hungarian researchers in this case study:

Firstly, in order to receive a good amount of high-quality academic papers, it requires advertising and disseminating the call internationally. There are many international academic journals competing and for a journal being attractive among potential authors is a formidable challenge. For a high quality of papers, the journal has to be recognized by academic communities. This applies to journals and their calls of papers in general, not only to *Intersections* and their ESS call. Only recognised academic journals can easily reach international target groups. For the next call, it is planned to use extra channels for spreading the message like the ESS conference and extended networks of researchers.

Secondly, the use of ESS data in research requires specific knowledge, which not all social scientists have. To make the ESS data useful for research, the researcher must have knowledge of quantitative methods to analyse big datasets. If this knowledge is not available, it limits the range of potential authors to do research on ESS data and publish their results (in Hungary an estimated 1,000 – 2,000 researchers have these skills).

Sources

Interviews:

- Bence Ságvári, Researcher, member of the project (call for papers) team, Hungarian Academy of Sciences, Centre for Social Sciences, Sagvari.Bence@tk.mta.hu
- Daniel Oross, Junior Research Fellow (editor of this call for papers in Intersections), Hungarian Academy of Sciences, Centre for Social Sciences, oross.daniel@tk.mta.hu

Other sources:

- Intersections: East European Journal of Society and Politics (launching call for papers):
<http://intersections.tk.mta.hu/index.php/intersections/announcement>
- Facebook 25 April 2016 (launching call for paper):
https://www.facebook.com/permalink.php?story_fbid=1029318987133440&id=376547699077242
- Intersections Vol 3, No 1 (2017),
<http://intersections.tk.mta.hu/index.php/intersections/issue/view/9/showToc>

14 Hungary: ESS strengthening the LGBTQI community

Summary

Type: non-academic impact

This case study focuses on the joint efforts of Háttér Society (Hungarian organisation for Lesbians, Gays, Bisexuals, Queers and Intersex people) and an academic partner at the Institute for Sociology of the Hungarian Academy of Sciences, Centre for Social Sciences. The partner used ESS data in reports on the LGBTQI (lesbian, gay, bisexual, trans-people, queer-people, intersex-people) community in Hungary, and in advocacy work on behalf of Háttér Society. This resulted in the inclusion of LGBTQI people as a disadvantaged group in the Budapest Equal Opportunity programme for 2017–2022.⁵⁷

Context and starting point

In 2007, the European year of equal opportunities for all,⁵⁸ the Hungarian government, Ministry of Labour and Social Affairs, saw the need for a quantitative study on equal opportunities for LGBTQI people in Hungary, and asked the Institute for Sociology (Hungarian Academy of Sciences) to do the research project in cooperation with the Háttér Society, a Hungarian NGO under the Hungarian LGBT Alliance. The Háttér Society was founded in 1995 with the objective to “*protect the human rights of lesbian, gay, bisexual, transgender (LGBTQI) people and to reduce the fear and ignorance about homosexuality through better integration of LGBTQI people into society at large*”.⁵⁹ The academic partner at the Institute for Sociology was a professor specialising in social inclusion/exclusion.

The Institute of Sociology and Háttér Society have a longstanding partnership with frequent cooperation, never formally established, but active long before this project began. Because their work contributes to the same objective – to make an impact on the LGBTQI community in Hungary – they have a tradition of helping each other through sharing findings and data, as well as enhancing the visibility of one another’s research and findings. The academic partner makes references to Háttér Society in media pieces, and Háttér Society makes references to any useful articles or other publications from the academic partner. Additionally, the academic association increases Háttér Society’s opportunities to win funding.

For the research project in 2007, several ESS items were used to design and conduct a survey specifically for the Hungarian LGBTQI population, in order to then facilitate comparison to the ESS data for the Hungarian population as a whole. The result was the report “*Social Exclusion of Lesbian, Gay, Bisexual and Transgender People in Hungary*”,⁶⁰ which demonstrated the extent of social exclusion of LGBTQI people in Hungary, by contrasting the community’s responses to ESS questions on basic measurements (social trust for example) against the general population’s responses. This came to be the basis for a second survey in 2010, called “*Social Exclusion of Lesbian, Gay, Bisexual and Transgender People in Hungary, 2010*”, where the ESS questions and methodological aspects were re-deployed in the same way, though more ESS items were included this time. The survey results were presented in a report, but on this occasion, no comparisons between the LGBTQI sample and the general population sample were included.

The partners have worked with ESS data in other ways as well. Háttér Society was introduced to ESS through researchers at the Institute of Sociology, and has worked with the data in various ways for over a decade. The ESS chiefly functions as a long-term monitoring tool of societal issues. The regularity, consistency, and frequency of data collection enable this usage. With the limited funds the organisation has, it would not be able to pursue these monitoring activities by themselves. The geographical dimension of ESS also allows for international comparisons, illustrating the situation for the Hungarian

⁵⁷ http://www.pestesely.hu/doc/FHEP_2017_22.pdf

⁵⁸ <http://eur-lex.europa.eu/legal-content/EN/TXT/?uri=LEGISSUM:c10314>

⁵⁹ <http://en.hatter.hu/about-us>

⁶⁰ <http://www.hatter.hu/download/file/fid/3567>

LGBTQI community in relation other European countries. This is helpful for convincing policy makers about the needs of the community.

The academic partner frequently uses ESS attitudinal data for research related to social inclusion and exclusion. Much of the research is argued to be enabled by the methodological quality, consistency, regularity, and geographical scope of ESS. There are no satisfactory alternative data sources on the national level. As for European alternatives, both partners find the European Value Survey (EVS) or the International Social Survey Programme (ISSP) to not have the high methodological standards that ESS applies. For example, the ESS data stands out because it uses especially rigorous thresholds that national data need to pass in order to be included. Additionally, neither of the alternatives (EVS, ISSP) collect data with the same frequency as ESS, or use an equally appropriate operationalisation of the variable of homophobia.

Through the use of ESS data in the aforementioned study and in other advocacy activities on behalf of Háttér Society, an information need about the situation for LGBTQI people was addressed by Budapest municipality.

Use of ESS

In “Social Exclusion of Lesbian, Gay, Bisexual and Transgender People in Hungary”⁶¹

For the report “Social Exclusion of Lesbian, Gay, Bisexual and Transgender People in Hungary”, published in 2007, the ESS standard questions on trust in institutions, political activity, religiousness, and membership of socially discriminated groups, are used in an independent survey which measures these attitudes and values within the Hungarian LGBTQI community (N=1122). The result of this survey, representing a sample of the LGBTQI community in Hungary, is compared to the ESS sample statistically representing the Hungarian population in 2005 (N=1475). Findings from the comparisons between the samples are used to illustrate differences between the LGBTQI community and the general population.

For example, the responses from the samples differ on the extent to which they agree with the statement that *gay men and lesbians should be free to live their own life as they wish*.⁶² The general population mainly indicated that they ‘neither agree nor disagree’ with the statement. The corresponding response from the LGBTQI sample was to agree almost unanimously with the statement.

In order to create a LGBT community sample, the same borrowing of ESS survey items was undertaken for the succeeding report, *Social Exclusion of Lesbian, Gay, Bisexual and Transgender People in Hungary, 2010*,⁶³ but even more items were borrowed in this case.

In Háttér Society’s advocacy work

Háttér Society uses the ESS in a range of advocacy activities, with or without quoting the data or reports containing the data. ESS is described to be an effective way to inform and convince the general public, policy makers, and other actors about the relevance of LGBTQI issues. The police has been a particular focus of advocacy efforts. One campaign contributed to the goal of boosting the level of trust in the police within the LGBTQI community through convincing the police to engage more in proactive outreach activities (such as the appointment of liaison officer(s), better communication, and targeted campaigns) towards the LGBTQI community. The ESS data benchmark from the 2007 report was used in the campaign, to demonstrate the gap in levels of trust between the LGBTQI community and the general population.

The Háttér Society also uses ESS data in the sensitivity training they offer for practitioners working with LGBTQI clients. These courses about LGBTQI issues are aimed at lawyers, police officers, mediators,

⁶¹ <http://www.hatter.hu/download/file/fid/3567>

⁶² Freedom of lifestyle implied to be entitled to live as gays and lesbians

⁶³ See enclosed narrative report

human rights activists, and university students. The data on societal acceptance of LGBTQI people is used to inform about the situation the LGBTQI community faces. The format and regularity of these training sessions vary. On average, there is one training session with 15-20 participants every two months.

Furthermore, the Háttér Society uses the geographical scope of the ESS as a feedback mechanism in research activities. ESS is used to study countries that are comparable to Hungary. If these countries make progress on LGBTQI issues, any success factors are tracked down and considered for implementation in the Hungarian context.

For consultancy in legal cases

The academic partner has also used the ESS data outside academia. At one point, a team of legal consultants in the UK asked the partner to give a statement on the situation for LGBTQI people in Hungary. The request was preceded by a court case where a lesbian woman originally from Hungary was convicted for theft. The court decided that she was to be deported from the UK, and sent back to Hungary. The woman claimed she would face discrimination in Hungary based on her sexual orientation, and therefore should be allowed to stay in the UK. Here, the ESS data could provide scientific and up-to-date facts about the situation for lesbians in Hungary. The academic partner found the cross-national coverage of the ESS to be particularly useful. By comparing Hungary's ESS data on social acceptance of lesbians and gays with data from other countries, the academic partner was able to illustrate the level of discrimination the convicted woman would face in Hungary. Unfortunately, the final outcomes of these proceedings is not known to anyone involved in our consultations and may be of a sensitive nature.

Outcomes and impacts

The Budapest equal opportunity programme for 2017–2022

The intra-country comparison developed under the aforementioned reports (o) turned out to hold an effective argument for the inclusion of LGBTQI people as a disadvantaged group in the Budapest Equal Opportunity Programme for 2017–2022.⁶⁴ To have an equal treatment programme is mandatory for any organisation that employs more than 50 people, but the inclusion of LGBTQI people was not yet included in this programme. The Háttér Society managed to make a clear case for LGBTQI people through extensive discussions with the municipality actors, and used the reports from 2007 and the results from the 2010 survey to inform about the discrimination LGBTQI people face in Hungary.

In the equal opportunity programme, the municipality of Budapest used the tables from the 2007 report, where the LGBTQI community responses to ESS questions are benchmarked against the general population. This supported the inclusion of the LGBTQI community as a minority group in the programme. The municipality also used ESS data from other European Countries to illustrate the situation for the Hungarian LGBTQI community with a European reference point.

Any impact of the programme itself is yet to come. Even though it is a formal document and not a coercive legislation, it is very important, not the least for the Háttér Society, as it creates a strategic reference point. The recognition of LGBTQI people as a minority group, in a formal document, from an actor outside of the LGBTQI community, could facilitate their advocacy efforts. It could make it easier for Háttér Society to convince actors to protect the rights of LGBTQI people.

The added value of ESS for this outcome was that it enabled intra- and cross-national comparison of the discrimination that LGBTQI people face; it involved the indirect and direct use of the data as discussed above. When it comes to progress on LGBTQI issues, cross-national comparisons enrich the evidence base, as it adds context. The fact that the ESS situates Hungary in a European context is pointed out by the academic partner as particularly favourable: for a small European country like Hungary, the

⁶⁴ http://www.pestesely.hu/doc/FHEP_2017_22.pdf. See reference to ESS on page 44.

European reference point for LGBTIQ people is more relevant than a world-wide comparison as would be found in, for example, the World Value Survey.

Furthermore, it is argued by the academic partner that government bureaucrats respond well to quantitative data, as it is relatively easy and quick to make sense of graphs and diagrams as opposed to multiple pages of text. The quality of the ESS question design and methodology is also argued, by both partners, to be one of the most important enabling factors of ESS data in the case of the Equal Opportunity Programme. In comparison, the EVS for example is argued to be of limited use for measuring homophobia (one reason being that it can be interpreted to only capture attitudes towards gay men rather than towards the LGBTIQ community more broadly)

Use of ESS data in advocacy work and training

The Háttér Society observes that their ESS-informed campaign towards the police has had impact on mid-level police officers, as some of them now recognise the need for outreach activities aimed at the LGBTIQ community. However, Háttér Society do not notice any impact of the campaign on the leadership of the police.

The training activities have informed practitioners in a wide range of sectors: mediators, police officers, lawyers, human rights activists, and students. Using ESS in the training adds value because it equips the practitioners with scientific and up-to-date information about the situation for LGBTIQ people in Hungary. This is a counterweight to the arguably less evidence-driven political and public debate. For example, there is a widespread misconception that homophobia in Hungary is getting worse, when in fact, it is slowly decreasing. These practitioners have the potential to benefit indirectly from the ESS, through the use of competences they gained from the training sessions in their respective fields.

All advocacy work from the Háttér Society towards policy makers, police and the general public benefits from the scientific quality of ESS data, for similar reasons as discussed above: the cross-national data, frequency of data collection over time, as well as the methodological rigour and comprehensiveness of the quantitative data are all important factors. The ESS is a strong source of legitimacy and an appreciated methodological influence.

Socio-economic impact

It is challenging to fully ‘measure’ any wider socio-economic impact of the usage of ESS data by the academic partner, Háttér Society and anyone who has been informed by the data. However, the Budapest Equal Opportunity Programme is itself evidence that the strength of the data has been translated in the policy world. Potentially, the ESS data can have impact in all advocacy efforts that the Háttér Society pursues. These would in their turn contribute to the objective of protecting human rights of LGBTIQ people, through advocating evidence based policy making.

Reflection on pathways

The inclusion of LGBTIQ people in the Budapest equal opportunity programme for 2017-2022, as well as the campaign aimed at the police, has been particularly supported by the results from the benchmarking of the LGBTIQ community against the general population in the 2007 report and the 2010 survey. This is the element of the 2007 report which was picked up by the Budapest municipality actor and included as a supportive argument for the inclusion of LGBTIQ people as a minority group. Another identified success factor for this impact of ESS is the quantitative nature of the data. The academic partner describes that compared to text, bureaucrats appreciated the use of graphs, diagrams, and tables because they are easy to comprehend and because it saves them time when quantitative data gives them an overview of an issue.

The benchmark was also a success factor for the impact of ESS through the campaign aimed at the police. To be able to show that the LGBTIQ community has lower levels of trust than the general population was useful in order to convince about the need for targeted outreach activities.

The benchmarking itself was enabled by the usage of ESS items in the LGBTQI sample, making it comparable to the ESS sample of the general population. The circumstances which made the use of ESS operationalisations for data collection about the LGBTQI community possible was the absence of quantitative LGBTQI studies on a national level. To benchmark the LGBTQI sample against the general population would not be possible had there already been national quantitative data on LGBTQI people in place, as these would have used different questions.

The constellation of an academic and a non-academic partner also seems to have been especially successful for the impact of ESS data. The academic partner adds scientific legitimacy to the partnership, which is needed in order to access funds. Both stakeholders know each other well, and are aware of how they can make use of each other strengths in order to create impact of the ESS data.

Háttér Society has a proactive approach about sharing knowledge about the LGBTQI community, the organisation reaches a wide audience, from policy makers to activists, and has established mechanisms to inform and advocate their case. Because they recognise the usefulness of ESS, they become an important intermediary organisation. In the case of the Equal Treatment Programme, the inclusion of LGBTQI people was preceded by long discussions between the municipality actor and Háttér Society. It would be less likely that the municipality actor would have picked up the ESS data in the 2007 report had they not been approached by Háttér Society. Likewise, regarding the campaign aimed at the police, the Háttér Society's proactive role is essential. The impact of ESS can be traced to the Háttér Society's identification and fulfilment of the information need among the police about LGBTQI issues.

Another key ingredient evident from our consultations is the determination on behalf of both actors to make a difference for LGBTQI people in Hungary. They both put a substantial effort into generating impact through their research and the ESS data, to improve the level of evidence based policymaking and the well-being of LGBTQI people in Hungary.

The main obstacle for the promotion of ESS data and impact for the LGBTQI community is the current political context in Hungary, where there is some opposition to evidence-based policymaking, as well as political orientations that do not prioritise or even recognise issues concerning discrimination. This political climate impedes the efforts from actors like the academic partner and the Háttér Society.

Sources

Interviews

- Judit Tákacs, Research Chair at the Hungarian Centre for Social Science, Institute for Sociology. 19-04-2017
- Tamás Dombos, Háttér Society. 08-05-2017

Other sources:

- *The Budapest Equal Opportunity programme for 2017-2022*, launched in 2016. See page 44 for ESS reference: http://www.pestesely.hu/doc/FHEP_2017_22.pdf
- *Social Exclusion of Lesbian, Gay, Bisexual and Transgender (LGBT) people in Hungary, 2007*. See pages 12, 23, 30 for ESS references: https://www.ilga-europe.org/sites/default/files/Attachments/hungary_-_final_report_o.pdf
- *Survey results: The Social Exclusion of LGBT People in Hungary 2010. (copy supplied as part of our consultation)*

15 Ireland: The National Police Service and the ESS – international comparisons for policy

Summary

Type: non-academic impact

The Irish police force (An Garda Síochána) and the Irish Policing Authority are working to introduce international comparisons for Irish crime reporting. This is considered important for policy purposes, and is facilitated through the ESS Justice Module. ESS data have been used in parliamentary discussions, though the main impact of ESS data has been to underpin the ambition to lead a Europe-wide crime survey, for which the ESS would provide methodological robustness and comparability on data related to other aspects of crime, such as victimisation and sexual assault.

Context and starting point

Stakeholders involved

Outreach is being undertaken by the Irish National Coordinator in order to boost uptake of the ESS among various non-governmental organisations and other relevant bodies in Ireland. In doing so, the national coordinator seeks to ensure that relevant bodies are aware of the ESS data, and understand its relevance to their work.

The National Coordinator has undertaken outreach work both through formal activities such as talks, workshops and seminars, and through more informal discussions and ad-hoc work related to the relevance and use of ESS data. One of the organisations involved in this work is the Irish police force, An Garda Síochána.

Data and information needs addressed

There is a growing appetite for international comparison in reporting on crime-related issues within the Irish police force. There are significant implications for policy- and strategy-based reporting, and the Garda Síochána has been exploring the use of data from the European Social Survey (ESS) in three key areas:

- Trust in the police
- Satisfaction with the service
- Victimisation

An Garda Síochána came into contact with the ESS through two concurrent channels: referral of material from the head of the Irish ESS General Assembly, and discovery of the ESS by the Head of the Garda Síochána Analysis Service, while searching for international comparative crime data on the above issues.

Both a senior member of the Garda National Protective Services Bureau and the Head of the ESS General Assembly in Ireland have each participated in the international Santa Marta Group,⁶⁵ a global partnership that focuses on human trafficking globally, and has members in 30 countries, including the Vatican, Interpol, Europol, the UK National Crime Agency, the US Federal Bureau of Investigation (FBI), the UK Home Office and the US Department of Homeland Security, as well as the Federal Police Agencies of Ghana, India, Nigeria, Poland, Thailand, Australia, Argentina, and Ireland.

Through these interactions, the representative of the Garda Síochána National Protective Services Bureau expressed significant interest in the ESS Justice Module, and particularly the data collected on trust in the police. To accommodate this interest, and to explore any further potential, the head of the

⁶⁵ See: <http://santamartagroup.com/about-santa-marta-group/>

Irish ESS General Assembly provided the Garda Síochána with an extract of ESS trust data, with accompanying analysis and charts.

The ESS data was also subsequently forwarded to the Head of the Garda Síochána Analysis Service, around the same time as he himself had discovered the ESS Justice Module. The Head of the Analysis service has been leading efforts to situate Ireland among other countries in reporting on crime-related issues, which has been a priority for both the Garda Síochána and the recently-established Irish Policing Authority,⁶⁶ but had been difficult to do with existing data. The ESS Justice Module data show that Irish survey participants reported a very high level of trust in the police force, behind only Scandinavian countries. This fulfilled an important need for the Garda Síochána Analysis Service.

Datasets, information and publications used prior to ESS

There are two national datasets that cover the main areas of interest of the Garda Síochána Analysis service as described here.

First, the Garda Síochána Analysis service currently runs a survey of Public Attitudes, which covers 1,500 people per quarter (6,000 people per year). In addition to trust in the police service, the survey covers perceptions of crime, satisfaction levels among victims of crime, satisfaction levels among respondents on the policing service provided to their local community, the types of crime that respondents feel that An Garda Síochána should prioritise, and respondents' perceptions of the capability and effectiveness of the organisation. Results from the survey have been used to inform the Garda Síochána's Modernisation and Renewal Programme, which includes improvements in services to victims of crime, a strong focus on crime prevention, and a new approach to community policing.

Second, the national Central Statistics Office runs the Quarterly National Household Survey (QNHS), a long-running, large-scale, nationwide survey of households in Ireland. The QNHS is designed to produce quarterly labour force estimates that include the official measure of employment and unemployment in the state, but also includes special modules on different social topics each quarter. One such special module is the Crime and Victimization Module Questionnaire, which aims to gather information on crime in Ireland, covering both household and individual questions related to experiences of crime. Victimization is also estimated through data on recorded crime.

Previous research was also conducted on sexual assault, undertaken by the Royal College of Surgeons Ireland, which led to the 2002 Sexual Abuse and Violence in Ireland report (SAVI).

While the current national data is established, and used frequently, these data do not facilitate international comparison. There is also a strong sense that the ESS offers the ability to work more expansively with data that can be brought together from different, related areas to examine more complex, interrelated societal issues because of its systematic, comparable, and robust nature.

Use of ESS

The role of ESS for the stakeholders involved

The Garda Síochána Analysis Service is leading the work to incorporate the existing ESS data, and is currently focused on the Justice Module, but is also exploring the Democracy Module. The ESS General Assembly member for Ireland has supported the work of the Garda Síochána Analysis Service, primarily through conversations on the data available in the ESS, and also on the possibility of the Garda Síochána Analysis Service to be a partner in a future bid for a rotating module of the ESS to cover topics related to crime (and perhaps specifically to sexual assault).

⁶⁶ The Irish Policing Authority was established in 2015 to oversee the performance of the Garda Síochána in relation to policing services in Ireland, and has a key objective to promote trust and confidence in policing.

To date, ESS data have been used to contribute to evidence presented in parliamentary discussions on police priorities.⁶⁷ The ESS data has also been used internally in the Garda Síochána Analysis Service and the Irish Policing Authority to explore the potential for participation in future specific rotating modules.

Outcomes and impacts

The added value of the data and outputs for stakeholders

As it is early in the process, there are no concrete outputs to date in terms of reports or new policies, though conversations are concrete and ongoing to pursue the methods for enabling international comparison in crime reporting. In consultation, the ‘discovery’ of ESS data was described as a development that has the potential to concretely enhance the ability of data use in setting future policy in Irish policing.

In addition to already introducing international comparability in the reporting of trust in the police, in consultation, the Garda Síochána described an ambitious vision to lead a pan-European Crime Survey through a specific rotating module within the ESS. This was described as an evolution from a previous EU initiative under Eurostat that reached a set of agreed questions for a European Crime Survey. However, there was no agreed methodology, and each individual member state would have been responsible for deciding on how to implement the survey in their own way. The initiative was found to be logistically difficult due to a lack of capacity in member states to undertake it.

The ESS is now seen by the Garda Síochána Analysis Service as a significant opportunity to finally realise a European Crime Survey, providing the necessary infrastructure and methodological robustness to collect complex pan-European data on issues related to crime. In addition, the ESS is seen as particularly important in its potential to explore complex, interlinked societal issues.

The impacts (outcomes) of ESS for the stakeholder groups

There is significant interest in establishing a special ESS module. The ESS data has significantly boosted an already-existing interest for situating Ireland among other countries, and has increased confidence in the feasibility of such a project.

There is reportedly interest from both police officers and academics in benchmarking Ireland with other countries, crime.

It is foreseen that the ability to collect and work with internationally-comparative crime data would have significant impacts in two main areas:

- Shaping and enhancing the effectiveness of public services, and
- Transforming evidence based policy in practice and influencing and informing practitioners and professional practice

Other meetings and conversations are also currently ongoing. The Head of the Garda Síochána Analysis Service plans to again contact the Irish National Coordinator, and is also in early stage conversations with the European Police College (CEPOL) research and science department.

Reflection on pathways

Success-ingredients to the socio-economic impacts noted

Our consultation suggested that data from particular ESS modules often drive interest from broader audiences, and have an impact on national discourse. This case study provides a concrete example of where the discovery of data from a specific ESS module (the Justice Module) has led to the use of ESS

⁶⁷ See:

<http://oireachtasdebates.oireachtas.ie/Debates%20Authoring/DebatesWebPack.nsf/committeetakes/JUJ2016101200002>

data in parliamentary discussions and in broader work to support the ambition to situate Ireland internationally in reporting on crime-related issues.

Second, there was a strong belief that there is potential for more use of the ESS in policy analysis, particularly around timely issues, and this is something that is being consciously pursued. Our country report for Ireland sets out a wide-ranging and hands-on programme of outreach with Irish organisations and NGOs, undertaken by the National Coordinator, to raise awareness of the ESS and its specific benefits to each organisations' work programme. In this case study, we learned that in parallel to self-discovery of the data, the ESS team provided the Garda Síochána with analysis of data from the ESS Justice Module on trust in policing, and has provided further support at times in the process, and will continue to do so as the Garda Síochána Analysis Service pursues the potential to partner in a specific rotating module of the ESS.

Sources

Interviews:

- Michael Breen, Dean of Arts at the Faculty of Arts, Mary Immaculate College, University of Limerick: 17/05/2017
- Dr. Gurchand Singh, Head of An Garda Síochána Analysis Service (GSAS): 24/05/2017

Other sources:

- ESS ERIC impact study: Ireland country report (2017)
- Irish National Public Attitude Survey (ongoing): <http://www.garda.ie/Controller.aspx?Page=18446&Lang=1>
- Irish Quarterly National Household Survey (QNHS) Crime and Victimization Module (ongoing): <http://www.cso.ie/en/qnhs/qnhsmethodology/crimeandvictimisationmodulequestionnaire/>
- Sexual Abuse and Violence in Ireland (SAVI) report (2002) [executive summary]: <http://epubs.rcsi.ie/cgi/viewcontent.cgi?article=1014&context=psycholrep>
- An Garda Síochána: <http://www.garda.ie/Controller.aspx?Page=5416&Lang=1>
- Irish Police Authority: <http://www.policingauthority.ie/website/PA/PolicingAuthorityWeb.nsf/page/Faqs-en>
- Santa Marta Group: <http://santamartagroup.com/about-santa-marta-group/>
- Houses of the Oireachtas, October 2016 parliamentary discussion 'Priorities for An Garda Síochána: Garda Commissioner'. Includes discussion on trust and victimization data: <http://oireachtasdebates.oireachtas.ie/Debates%20Authoring/DebatesWebPack.nsf/committeetales/JUJ2016101200002>

16 Ireland: A promising start – ESS data meets Eurofound

Summary

Type: non-academic impact

Eurofound, a Dublin-based EU agency established in 1975, has a long history of publishing reports on the improvement of living and working conditions. Though in-house surveys were usually preferred, Eurofound has recently started working with the ESS. Two reports have been published using ESS data: one in 2016 on mid-career review and one in 2017 on social mobility. Though the first had modest ambitions, the second is expected to have a high profile. In fact, it has already been downloaded thousands of times from the Eurofound website.

Context and starting point

Eurofound, the European Foundation for the Improvement of Living and Working Conditions, is a European Union agency established in 1975. Its aim is “to contribute to the planning and design of better living and working conditions”.⁶⁸ It does so in partnership with governments, employers, trade unions and the EU institutions. The foundation’s main activities are monitoring trends and developments in the area, exploring and assessing policies and practices and communicating knowledge.

Eurofound has developed three surveys that are performed regularly⁶⁹ and it has established three observatories.⁷⁰ In addition, it produces publications on various topics: working conditions, labour market, industrial relations, law and regulation, quality of life, social policies and business.

In 2016 and 2017, Eurofound published two reports (one on mid-career review and one on social mobility) which used ESS data. This was rather new for Eurofound since they typically use their own surveys. Though they mostly use their own data, they turn to other datasets when needed.

Jean-Marie Jungblut, research officer at Eurofound, wrote the 2016 report *Changing places: mid-career review and internal mobility*. Though he had known about the ESS since the first round (he used the raw data to teach himself statistical procedures), it was the first time he used the ESS data for a report since joining Eurofound in 2009. Indeed, he usually worked with other datasets such as the European Community Household Panel, the Statistics on Income and Living Conditions and the Labour Force Survey of Eurostat, the International Social Survey Programme (ISSP) and German and British panel surveys.

Anna Ludwinek, research manager at Eurofound, was manager of the 2017 report *Social mobility in the EU*. Though her colleagues knew about the ESS, she mentioned that they usually relied on their own surveys for data collection. However, this time it was different since the subject of the report was not covered by their surveys. After some research, the ESS appeared to be the only survey meeting their criteria. The report could not have been written without the ESS data.

Use of ESS

Eurofound’s internal process relies on a four-year work programme in which various themes for reports are identified. One theme of the 2013-2016 programme was ‘fairness and equal opportunities’. Many articles had been published in the UK, the US and Sweden (among others) on increasing inequalities, so they felt it would be interesting to tackle the issue. As a *European* foundation, they undertook a background search on the available *comparative* works. It showed that these were limited and that other studies relied on national datasets. The ESS was the only survey providing comparable data related to social mobility – information on both the respondents and their parents. The ESS also provided

⁶⁸ <https://www.eurofound.europa.eu/about-eurofound/who-we-are> (last consulted on 18/05/2017)

⁶⁹ <https://www.eurofound.europa.eu/surveys> (last consulted on 18/05/2017)

⁷⁰ <https://www.eurofound.europa.eu/observatories> (last consulted on 18/05/2017)

gendered data. The team could only use the first five rounds for the report because the data needed to be shifted from one code format to another, and the latest rounds had not been translated yet.

Jungblut wanted to understand how many people were involved in arduous jobs. To do so, he needed indicators on the quality of work which could be found in Eurofound's own surveys as well as in the ESS. He chose the ESS because he could add a "time variable" from other indicators present in the survey. Through his own computations, he managed to identify who – at the time of the survey (he used the Round 5 data) – was working, who was not and since how long. This would have been impossible with the Eurofound survey data. Following good reception of the report on *Social mobility*, follow-up studies – based on the ESS data as well - might take place in 2019 and 2020.

Dissemination

In Eurofound, the publication of reports is followed by communication actions. In the case of *Changing places*, Jungblut presented the report in Brussels to the social partners (i.e. the European employers' organisations and trade union federations); he was also interviewed by a Danish magazine on the subject.

In the case of *Social mobility in the EU*, the report was promoted internally as a "flagship", denoting a report with strong potential impact, resulting in greater outreach efforts (typically Eurofound's reports are not expected to have such high impact). Consequently, the communication services of Eurofound spent a lot of effort in bringing the *Social Mobility report* to the public's attention. After its publication, the report was circulated to news desks in Europe, it was placed on the EC website, a campaign was launched on social media, a press release was published and the report featured on their Social Europe blog.⁷¹

Outcomes and impacts

Social mobility in the EU provides an analysis of social mobility in EU countries. The report fills a gap on the subject as no information on the subject has been published so far. The ESS data led to new insights on the issue. Only national studies on the issue existed; the ESS gave the authors of the report the possibility to explore social mobility using a comparative approach. Moreover, the data enabled a gendered breakdown of the results. Traditionally, social mobility was studied based on the trajectories of the fathers and their sons. In the report, women's trajectories were also analysed.

It is too soon to draw conclusions on the report's impact, as it was published in April 2017. However, evidence suggests that it might have an influence Europe-wide: the report has already been downloaded several thousands of times from the website. After its publication, Eurofound was contacted by journalists from the UK, Ireland, Belgium and Sweden (among others).

In addition, social mobility is on the agenda of various stakeholders: national governments, research centres, intergovernmental institutions and the European Commission. Throughout the project, Eurofound worked in close collaboration with the University of Oxford, where similar research is undertaken from a national perspective. The report was distributed during a joint OECD-Eurofound conference early May. The conference, *The only way up? Social mobility and equal opportunities*,⁷² gathered 300 participants; from EU government representatives and OECD member state ambassadors (for instance from Canada and Chile) to academics and social partners. Eurofound also monitors the European Pillar of Social Rights⁷³ and over the past years, there have been increasing references to social mobility. In the near future, Anna Ludwinek hopes that their report will be mentioned in this year's *Employment and Social Development in Europe* (ESDE) review. The ESDE review "analytically

⁷¹ <https://www.socialeurope.eu/2017/04/does-social-background-determine-life-chances-in-europe/> (last consulted on 18-05-2017)

⁷² <https://www.oecd.org/inclusive-growth/inequality-and-opportunity/Programme-Social-Mobility-and-Equal-Opportunities-May-4-2017.pdf> (last consulted on 18/05/17)

⁷³ https://ec.europa.eu/commission/priorities/deeper-and-fairer-economic-and-monetary-union/european-pillar-social-rights_en (last consulted on 18/05/17)

underpins the policy actions of the European Union and its Member States in pursuit of the Europe 2020 employment and social goals".⁷⁴

It would not be the first time for Eurofound to feed in discussions and debates Europe-wide. In 2012, Jungblut participated in Eurofound's study on the cost of the "NEETs" (Not in Employment, Education or Training). The results of the report were highly covered by European media. Articles were published in leading newspaper, including Le Monde, Der Spiegel and the Guardian. Though they did not provide new knowledge (the issue was not new), the report is believed to have fed the discussions that led to the creation the Youth Guarantee⁷⁵.

Reflection on pathways

It is only recently that Eurofound officers have turned to the ESS data for their reports, so impacts are only just beginning to emerge. However, Eurofound is making efforts to communicate their publications. The "flagships" can benefit from diffusion to the news desks, press releases, campaigns on social media and a good visibility on both Eurofound's and the EC's website. Though less visible, the other reports will also have an official presentation, usually in Brussels, with the relevant stakeholders.

In addition, there are promising indications that the report on social mobility will trigger discussions both at national and European level. It would not be the first time that a Eurofound report feeds in debates and participates in influencing policy actions (as highlighted for the report on the costs of NEETs). On the other hand, the findings from the *Changing Places* report have yet to be picked-up by policy-makers. Though the report has been downloaded a few hundred times, the fact that arduous work is not high on the agenda makes Jungblut doubt in the capacity of the report to foster new decisions on the subject.

Several factors help increase the impact a report can have. The most important is the position of the issue tackled on the political agenda. Arduous work was not considered as a priority and, consequently, the report was not picked up either by the media or politics. On the other hand, social mobility is a more sensitive subject. It explains why the report rapidly gained attention after it was published. Another ingredient is to have places in which to disseminate information efficiently. For the report on social mobility, the Eurofound team used a large conference organised with the OECD to distribute it. Finally, it also helps to "create" the interest for a topic. Indeed, during the two years of research, Anna Ludwinek and her team have tried to put social mobility on the agenda: through discussions with national representatives and EC officials, they prepared the ground for the publication of the report.

At this point, the impact of the report on social mobility cannot be assessed yet. However, over the coming months, the team will keep on disseminating their subject and will also monitor when their work is cited, and by whom. Anna Ludwinek hopes that the EC will take it into account in the upcoming ESDE.

Sources

Interviews:

- Jean-Marie JUNGBLUT, Research officer on social policies, Eurofound: 10/05/2017
- Anna LUDWINEK, Research manager on social policies, Eurofound: 18/05/2017

⁷⁴ European Commission, 2016, *Employment and Social Developments in Europe 2015*, Publications Office of the European Union, Luxembourg (available online:

<http://ec.europa.eu/social/main.jsp?catId=738&langId=en&pubId=7859&furtherPubs=yes> ; last consulted on 18/05/17)

⁷⁵ <http://ec.europa.eu/social/main.jsp?catId=1079> (last consulted on 18/05/2017)

Other sources:

Eurofound reports:

- Eurofound (2012), NEETs. Young people not in employment, education or training: characteristics, costs and policy responses in Europe, Publications Office of the European Union, Luxembourg
- Eurofound (2016), Changing places: Mid-career review and internal mobility, Publications Office of the European Union, Luxembourg
- Eurofound (2017), Social mobility in the EU, Publications of the European Union, Luxembourg

Other reports:

- European Commission (2016), *Employment and Social Development in Europe 2015*, Publications Office of the European Union, Luxembourg

17 Lithuania: The Lithuanian Action Plan for Citizenship Education 2016-2020

Summary

Type: non-academic impact

The ‘Lithuanian Action Plan for Citizenship Education 2016-2020’ was a multi-institutional endeavour to stimulate young people to become more active in civil society. The ESS provided information on indicators that allowed for an international benchmark of Lithuania with other European countries. The resulting analysis provided important input into the process of formulating the Action Plan aiming to increase the number of young people that are ‘active citizens’. Through this, the Action Plan supports the implementation of the Lithuania’s progress strategy “Lithuania 2030”.⁷⁶

Context and starting point

The ‘Lithuanian Action Plan for Citizenship Education 2016-2020’ was a joint project of many different governmental institutions and Ministries. This was the case because the Action Plan is designed for a multi-institutional involvement in its execution, necessitating a wide range of stakeholders to be involved. Thus, the Plan was developed by a joint group of stakeholders from the following institutions:

- The Ministry of Education and Science
- The Ministry of Culture
- The Ministry of National Defence
- The Ministry of Foreign Affairs
- The Ministry of Social Security and Labour
- The Department of Physical Education and Sports
- The Department of Ethnic Minorities
- The Civil Society Institute (Civitas)

The involved officials formed a working group responsible for outlining the actions dedicated to raising involved citizenship and participation in civil society of young people in Lithuania. The plan was initiated under the umbrella of the Lithuania 2030 strategy with the intention that the Action Plan would facilitate reaching these goals. Specifically, the Lithuania 2030 strategy demonstrated that the number of people proud of their Lithuanian citizenship and their trust in national institutions was considerably lower than the EU average. With that in mind, the Action Plan was conceived to help reach the goals of Smart Society and Smart Governance.

While the effort was led by members of the Ministry of Education and Science, other Ministries were involved as well in an effort to broaden the impact of the Action Plan. The working group began the task of formulating a multi-institutional approach towards stimulating young people to become more active in civil society in 2014, two years after the Lithuania 2030 strategy came into effect. This task required the working group to analyse data that provided an understanding of citizen participation in the democratic process, their interest in political affairs and the level to which they exercise their electoral rights.

At the time of the Plan’s inception, the working group was focused on the Lithuanian perspective and, subsequently, the primary interest was in citizenship indicators that reflected the realities of the country, but without a broader outlook. However, this approach was deemed too narrow and meant that success would only be measured against Lithuania’s own prior performance. “Lithuania 2030” already used international indicators to compare the country in a broader context (within the EU) and this international comparison highlighted the fact that there was a very low level of trust in Governmental

⁷⁶ https://lrv.lt/uploads/main/documents/files/EN_version/Useful_information/lithuania2030.pdf

institutions and Lithuanians (including those living abroad) had negative attitudes to their citizenship (only 23% of Lithuanians were found to be proud of their Lithuanian citizenship).

Thus the decision was made to introduce international studies as further evidence of the needs the Plan was designed to address. In the autumn of 2015 the work group contacted and brought in members of Civitas – a centre for the analysis of public policy, for the dissemination of information relevant to public policy issues, and for the implementation of educational projects. Civitas researchers had extensive experience with international studies on citizenship and governance. It was the suggestions of these experts that led to ESS being included as the international study of choice to justify the need to take action to increase participation in civil society among young people.

Use of ESS

The ESS database was used in conjunction with the other data sources (which outlined the state of play at national level) to justify the need for a new approach towards facilitating greater engagement in civil society among Lithuanian youth.

Specifically, the ESS database was used at a later stage of developing the action plan when the working group felt there was a need to position Lithuania's situation within a larger, European, context. As noted above, the connection to the "Lithuania 2030" strategy took a similar approach of using both national and international studies as evidence for the need to develop new efforts of engaging with young people about being active in civil society.

The decision to include Civitas was based on the institute's focus as a centre for the analysis of public policy. Consequently, when Civitas members were brought into the working group, the ESS database was suggested by the members because of its broad coverage, comparability and the familiarity Civitas members had in working with it.

The ESS data relevant for the working group were those on interest in politics and participation in elections. On both issues the ESS provided much-needed international comparability. The data (2013) showed that Lithuanians rank well below other countries:

- Lithuanian citizens are the least interested in politics when compared to other European countries (20% interest rate in Lithuania as compared to the overall ESS average of 44%)
- Lithuanians are among the least likely to participate in elections when compared to other European countries (52% participation rate as opposed to the overall average of 70%)
- Lithuanians are less often satisfied with how democracy functions in their country than other European citizens (41% satisfaction in Lithuania; the overall ESS average of 48%)
- Lithuanian youth (age 15-25) are the least interested in politics in Europe (63% of Lithuanian youth say they are not interested in politics)

The ESS data, in conjunction with other information sources, served as a driver to demonstrate the need for actions that would result in higher involvement of Lithuanian youth in civil society. The 'Lithuanian Action Plan for Citizenship Education 2016-2020' outlined a cross-institutional approach towards initiating reforms and programmes that would boost participation in civil society among young people.

In addition to providing the necessary data to demonstrate a need for action towards facilitating citizenship and participation in civil society, the ESS was also suggested by Civitas to be used when measuring the outcomes and success of the Plan. In the end, the decision was made to include ESS indicators that would be used to measure whether the Action Plan helps increase the number of young people who take an interest in politics. Particularly, it is intended that the strategy facilitates the increase of Lithuanian citizens interested in politics from 20% (indicator during 2013 according to the ESS data) to 35% (the intended value of the indicator at the end of the strategy's implementation).

Outcomes and impacts

For the ‘Lithuanian Action Plan for Citizenship Education 2016-2020’ the ESS data was an additional driver to demonstrate the needs for a multi-institutional approach in boosting young people’s participation in civil society, indicate areas in need of attention as well as a justification for increased efforts to facilitate citizenship and participation in civil society of Lithuanian citizens. Members involved in the development of the Action Plan noted that they faced the need to analyse Lithuania in the wider European context. Thus, in this particular case, the ESS:

- Contributed towards evidence based policy-making by supplying the involved stakeholders with concrete data on participation in elections, interest in politics, and satisfaction in the democratic process
- Will provide data on indicators that will be used for the monitoring of the implementation of the strategy in the period 2016-2020 (specifically the number of citizens interested in politics)
- The ‘Lithuanian Action Plan for Citizenship Education 2016-2020’ will contribute towards achieving the objectives of ‘Lithuania 2030’. This document holds the strategy for increasing civic empowerment and must contribute to a positive opinion towards Lithuanian citizenship. In this way, ESS data will be used in a wider Lithuanian policy and strategy context

Because the Action Plan was passed in 2016, no substantive results and outcomes of the plan can be reported yet. However, the Plan supports a number of initiatives, which include:

- Department of Physical Education and Sports organises the project “Community doing sports („Sportuojanti bendruomenė“) which targets over 100 community-based organisations. The project aims to support a sense of community, building relationships within communities and an overall sense of participating in civil society events. It is hoped that the project will help youth develop an increased understanding of responsibility, tolerance and community.
- The Ministry of Culture is responsible for projects which address culturally and historically significant events and people, especially those that have contributed towards making and building Lithuania as a democratic society (i.e. raising awareness on the Independence Act Signatory). The Ministry of Culture will also be funding projects, events that are designed to increase the understanding among journalists on the topics of civil society, or increase awareness of the importance to cover civic topics.
- The Department of Youth (part of the Ministry of Social Security and Labour) will fund projects and initiatives by youth organisations that address civil participation among the youth of Lithuania. It is expected that this will contribute to strengthening the importance and visibility of youth organisations within society.

While it is not yet possible to analyse outcomes and impacts yet, as the Action Plan has just started with actions to facilitate increased participation in civil society, the importance of ESS to the Action Plan is clear. While other information sources were also used to evaluate how active Lithuanians are in political and public life, the ESS allowed for international comparison; it met the needs of the working group for an international perspective to better illustrate Lithuania’s situation.

In other words, it provided the necessary view on Lithuania’s performance in the context of other European countries. As a result, the need for an Action Plan could be better substantiated. And it is exactly this necessity that was demonstrated by the ESS, indicating that Lithuania was in last place (or trailing at the bottom) on a number of indicators of participation in civil society (elections, interest in politics, etc.).

This comparison provided a clear message that new actions should be taken at the highest governmental level to start the process of increasing participation of young citizens in civil society. Thus, while the ESS was not the only source of information used, it was nevertheless an invaluable tool in forming the ‘Lithuanian Action Plan for Citizenship Education 2016-2020’.

Reflection on pathways

The inclusion of ESS is the direct result of involving the research institute Civitas into the working group. When presented with the task of finding international studies that would offer information relevant to participation in civil society as well as international comparability, Civitas members were quick to point towards the ESS as a reliable source for quality information.

Representatives of the Ministries were less aware of the ESS, so it fell to Civitas to extract, analyse and include ESS data into the framework of the Plan at its then current stage of development (this was in autumn 2015).

Thus the inclusion of the ESS was a direct result of researchers who were much more familiar with databases than policymakers acting on their knowledge that ESS would be the best answer to the needs of the working group. The pathway by which ESS was introduced into the Action Plan was of cooperation between policymakers and researchers (who had a specific focus on civil society). Policymakers had the need for international studies while the researchers knew of the means.

Sources

Interviews:

- Ieva Petronytė, director of Civitas: 06-05-2017
- Rimantas Jokimaitis, senior expert at the Lower and Upper Secondary Education Department, Ministry of Education and Science of the Republic of Lithuania: 28-04-2017
- Prof. Algis Krupavičius, Vytautas Magnus University: 11-05-2017

Other sources:

- Civitas (2017), Civic Empowerment Index. Available at: <http://www.civitas.lt/en/research/civic-empowerment-index/>
- Civitas (2016), Pilietinės visuomenės instituto 2015 m. veiklos ataskaita. Available at: http://www.civitas.lt/wp-content/uploads/2015/05/2015PVI-veiklos-ataskaita-JARforma_2016-05-veiklos.pdf
- Ministry of Education and Science of the Republic of Lithuania (2013), Pilietinio ugdymo įgyvendinimo politika: tikslai, priemonės, rezultatai. Available at: <http://www.nmva.smm.lt/wp-content/uploads/2012/12/Pilietinio-ugdymo-igyvendinimo-politika.pdf>
- Ministry of Education and Science of the Republic of Lithuania (2016), Įsakymas dėl pilietinio ir tautinio ugdymo 2016–2020 metų tarpinstitucinio veiksmų plano patvirtinimo. Available at : <https://www.e-tar.lt/portal/lt/legalAct/3326bcaof26a11e5989ee743ddoefbbo>
- State Progress Council, Lithuania’s Progress Strategy “Lithuania 2030”. Available at : https://lrv.lt/uploads/main/documents/files/EN_version/Useful_information/lithuania2030.pdf
- TNS Political & Social (2013), European Youth: Participation in Democratic Life. Available at: http://ec.europa.eu/public_opinion/flash/fl_375_en.pdf

18 Lithuania: The Best Thesis 2012 Award – using ESS data for high-quality student work

Summary

Type: academic impact

Dr. Rapolienė used ESS data to write her thesis “Ar senatvė yra stigma? Senėjimo tapatumas Lietuvoje (Is Old Age a Stigma? Ageing Identity in Lithuania)”. Early on in the research it became apparent that the planned study required an amount of data that a single researcher would not be able to collect. During this phase the decision to use the ESS database was made. The resulting work earned the researcher an award for the best thesis in 2012, invitations to present her findings during conferences and attention from journalists who became interested in the topic of her research. At present, Dr. Rapolienė continues to study the topic of ageism and still uses ESS in her academic work.

Context and starting point

Dr. Gražina Rapolienė is a lecturer at the Sociology Department, Faculty of Philosophy at Vilnius University. She is a member of the Lithuanian Sociological Association and attained her PhD in 2012. Her Doctoral dissertation was written at Vilnius University.

The study “Is Old Age a Stigma? Ageing Identity in Lithuania” required a comprehensive dataset covering elderly people and their daily experiences in order to analyse their perception towards ageing. Due to the breadth of the chosen topic, it was important for the researcher to have access to at least some quantitative information, which could demonstrate the frequency of experiences of elderly people to formed the basis of the thesis.

Early on in the process the researcher felt that the collection of any meaningful amount of quantitative data would be impossible to collect for a single doctoral student due to time and financial constraints.

Prior to using the ESS, the researcher looked for alternative datasets for the thesis, namely the European Value Survey and SHARE. It was soon apparent that neither would fulfil the needs for this particular work. While Lithuania was a participant in the EVS, the issue that emerged was that it did not include ageing as a topic, making the European Value Survey unsuitable in the context of this particular thesis. The issue with SHARE was the exact opposite – the researcher could have potentially gained a lot of useful data, given SHARE is among the most popular surveys regarding ageism, but SHARE began to include data on Lithuania only after the completion of the thesis.

The problems regarding SHARE highlighted a larger issue in that there are only few international data sets with Lithuanian participation, severely limiting data collection from internationally conducted surveys. The ESS thereby became the only option suitable for Dr. Rapolienė’s purposes.

Use of ESS

Dr. Rapolienė collected articles from the media to undertake a discourse analysis and conducted qualitative interviews with the elderly about their everyday experiences. Data from the ESS was used to broaden the scope of the study. Early on in the research, the need for quantitative data was already apparent and ESS proved an invaluable tool in this regard.

The ESS provided representative information about a prevalence of attitudes regarding ageing and their distribution among age groups in Lithuania. The quantitative evaluations rendered possible by the ESS were then compared to the qualitative data gathered from the interviews.

For the analysis, Dr. Rapolienė used data from Round 4 of the European Social Survey, including information on prejudice, lack of respect and bad treatment experienced by people younger than 60 and people who are 60 and older. In particular, the researcher used indicators about how different age groups are perceived in terms of their morality, friendliness, competence, leadership qualities and

leadership acceptability. The indicators revealed that old people in Lithuania are considered more competent, friendlier, and have higher moral standards. However, young people, who score comparatively lower on these indicators, are still regarded as more suitable for leadership roles and would be more acceptable as bosses in a workplace.

The analysis then looked at the international arena and how Lithuania compares to other ESS participants in terms of age discrimination. Dr. Rapolienė's work reveals that discrimination of older people is more noticeable in Russia, Cyprus, Latvia, Ukraine, Lithuania, Czech Republic, Bulgaria, Spain, Slovakia and Greece. At the same time more positive views on old people are prevalent in Sweden, the Netherlands, Finland, United Kingdom, Belgium and France.

It was this opportunity for international comparability that greatly expanded the scope of the thesis and allowed Dr. Rapolienė to reflect on how Lithuania compares to other countries regarding perceptions of ageing. The ability for international comparisons also strengthened the arguments as she could now underpin her claims with international examples.

The researcher worked on the thesis alone, making her the only academic involved in the use of ESS in the context of this case study.

The resulting thesis (which, as the researcher agrees, would not have been possible without this data supporting her work) was the first research in the area of cultural aspects of ageing in Lithuania.

Outputs and added value ESS

The use of ESS allowed Dr. Rapolienė to undertake research of high scientific quality which resulted in numerous scientific outputs. The main scientific output was of course the thesis itself.⁷⁷ However, several other outputs are connected to the thesis:

- Rapolienė, Gražina (2015). „Old Age Stigmatization“, European Quarterly of Political Attitudes and Mentalities, 4 (1), p. 63-81, ISSN 2285-4916 ISSN-L 2285-4916, University of Bucharest, open access: <https://sites.google.com/a/fspub.unibuc.ro/european-quarterly-of-political-attitudes-and-mentalities>.
- After the publication of the thesis, the interest in the researcher gained momentum and, as a result, Dr. Rapolienė was invited to conferences, which subsequently led to publication of these conference papers:
 - Rapolienė, G. „Is Old Age Stigma?“ in ESA 2013 conference „Crisis, Critique and Change“ (RNO1 Ageing in Europe) 28-31 August 2013 in Turin, Italy. Abstract: <http://www.esa11thconference.eu/the-conference>, p. 54.
 - Rapolienė, G. Invited presentation „Ar senatvė Lietuvoje – stigma?“ [Is Old Age in Lithuania Stigma?], Lithuanian Social Sciences Forum, 24-26 May 2013, Molėtai.
 - Rapolienė, G. „Senatvė Lietuvoje – stigma?“ [Is Old Age in Lithuania Stigma?], national Lithuanian sociological conference „Nelygybių Lietuva“ [Lithuania of Inequalities], 30 November 2012, Vilnius, Lithuanian Academy of Sciences (abstracts http://www.sociology.lt/users/www/uploaded/LSD_konferencija/Sociologu%20konferencijos%20tezes.pdf)
- Finally, use of the ESS contributed to recognition of Dr. Rapolienė's research. She was awarded the highest prize for young scientists conducting high-level research in Lithuania:
 - „The best dissertation in social sciences and humanities in Lithuania in 2012“ - the competition organized by Lithuanian Society of Young Researchers, supported by the President of Lithuania;

The success of her work has led Dr. Rapolienė to pursue the topic of ageing further. She is currently working on the same research topic within an international partnership and is looking to secure funding for her work. The ESS has been a key component in developing her academic career and research path

⁷⁷ http://vddb.library.lt/obj/LT-eLABa-0001:E.02~2012~D_20121001_092746-32655

and without access to the ESS datasets she would not have been able to produce her thesis or continue work on ageing to the same extent.

Dissemination

The thesis based on the ESS data was made publicly accessible for HEIs in general and organisations working with older people. The initial dissemination resulted in a number of presentations regarding the topic of ageing:

- One lecture for journalists in the training „Discrimination in Lithuania – what is it?“, organized by NGO „Mental Health Perspectives“ and „Global Ageing“, December 12, 2013.
- Three invited presentations in the conferences of organizations of older people:
 - Invited presentation „Old Age Stigmatization“ at the international conference „Changes of Old Age Concepts and their Expressions, organised during the First Decade of Lithuanian Membership in the European Union“, November 7, 2014, Kaunas.
 - Invited presentation „Senėjimo tapatumas Lietuvoje“ [Ageing identity in Lithuania] in the meeting of Lithuanian Universities‘ Women Association (LUMA) Kaunas bureau, November 28, 2015, Kaunas. The organisation considered this event as a highly-needed success story about what a single researcher can achieve by using the tools and opportunities at their disposal, with the ESS being among them.
 - Invited presentation „Vyresnio amžiaus žmonių gyvenimo kokybė ir senatvės stigmatizavimas Lietuvoje“ [„The Life Quality of the Elderly and The Old Age Stigmatization in Lithuania] in the conference „Pagyvenusių žmonių gyvenimo kokybė Lietuvoje: ar juntama diskriminacija vyresniame amžiuje?“ [The Life Quality of the Elderly: Is Discrimination Perceptible in Older Age?], M. Mažvydas National Library of Lithuania and Public Commission of Vilnius municipality „Old Age-Friendly City“, October 4, 2016, Vilnius.

Due to the thesis revolving around an area that had no prior academic coverage in Lithuania, the interest in the findings was high in the academic circles and beyond. The study attracted a lot of attention from the media. The researcher has documented a total of 35 cases since 2011 in which she was either invited for an interview, presentation, had her work featured in a publication, or her study received other types of attention. Some of those cases were related to her increased visibility in academic circles and not all subsequent public appearance of her work were directly related to findings from ESS data analysis.

The following list provides an overview of the evidence on the media attention that Dr. Rapolienė has gathered (press, news portals, radio, TV). This helped to greatly expand the potential outreach and impact of her study. Among these public appearances were:

- Interview „Ką reiškia būti senu Lietuvoje?“ [What means to be old in Lithuania?], Milda Pivoriūtė, „Sociali sociologija“, 2012.10.15 (<http://sociologai.lt/2012/ka-reiskia-buti-senu-lietuvoje/>);
- Interview „Grazina Rapolienė. „Nenurašykime“ žmonių anksčiau laiko“ [Let’s don’t „write off“ people in advance]/ 2012.12.03, Kristina Urbaitytė, Bernardinai.lt (<http://www.bernardinai.lt/straipsnis/2012-11-30-grazina-rapoliene-nenurasykime-zmoniu-anksciau-laiko/91303>); repeated in „Sociali sociologija“, 2012.12.10 <http://sociologai.lt/2012/grazina-rapoliene-%E2%80%9Enenurasykime-zmoniu-anksciau-laiko/>;
- Interview „Sociologė: vyresnio amžiaus žmonės diskriminuojami ir sveikatos paslaugų srityje“ [Sociologist: the elderly people are discriminated in health service area, as well]/ 2013.03.03, Rugilė Audenienė, alfa.lt (http://www.alfa.lt/straipsnis/15082267/Sociologe..vyresnio.amziaus.zmones.diskriminuojami.ir.sveikatos.paslaugu.srityje=2013-03-03_09-51/)
- Discussion about elderly on radio broadcast „Iš esmės“, 2013.05.23, Darius Lukoševičius and Ginas Dabašinskas, radio „Laisvoji banga“ (<http://www.laisvojibanga.lt/is-esmes-2013-05-23-senatve-ar-senatve-linava-kaip-vezuva-ir-vln-klerkai-pavesyje/>).

- „65+“, Simonas Bendžius, LRT radio, 2015.05.05. 11.05. (http://www.lrt.lt/naujienos/kalba_vilnius/32/101672/radijo_dokumentikos_ciklas_65_.senatv_ei_sugrazinti_gera_varda_imanoma).
- „Ilgiausios gyvenime atostogos“ [The Longest Vacation in the Life], Ignas Krasauskas, „IQ“ (71), 2016.02., p. 25-28 (<http://iq.lt/app-weekly/svarbu/ilgiausios-gyvenime-atostogos>).
- Discussion about ageing on Lithuanian radio broadcast „Kita tema“, 2016.02.08 15.00-16.00, Simona Aginskaitė (<http://www.lrt.lt/mediateka/irasai#/program/1015808>).
- „Senatvė Lietuvoje nuvertinama“ [The Old Age is Devalued in Lithuania], Audinga Satkūnaitė, „Panevėžio balsas“ (23), 2016.06.06-12, p. 4-5 (http://www.panbalsas.lt/naujienos/tema/senatve_lietuvoje_nuvertinama).

Outcomes and impacts

Presently Dr. Gražina Rapolienė is a lecturer at the Sociology Department, Faculty of Philosophy at Vilnius University and Sociology of ageing is among the subjects she teaches. This position (and the subjects she now teaches) demonstrate that ESS affected not only her research interest but teaching work as well.

The success of the thesis has resulted in her continuing to explore ageism in her academic work and she is currently participating in a new research project on ageing. After publication of the thesis, she was an invited presenter at scientific conferences and received the highest award for young researchers in Lithuania.

She has also expanded her network of international contacts and is currently one of the two national representatives in the COST IS1402 activity „Ageism - a multi-national, interdisciplinary perspective” Management Committee, funded by the EU Framework Programme Horizon 2020 (2014-2018).⁷⁸

Lastly, the success of her thesis marked her further academic career and areas of research interest in ageism topics. As part of her research work, she is preparing for an international research project on the topic of ageism, which is currently under evaluation.

Dr. Rapolienė’s work extended beyond introducing just the academic community to the issues of ageism. Interviews conducted for this case study also highlighted a need for academics to be exposed to the ideas of working with ambitious research projects. Furthermore, Lithuanian academics should be encouraged to use various research tools, such as the ESS, to contribute towards international studies. In a way, Dr. Rapolienė’s work acts as an inspiration to the new generation of students, academics and researchers about what can be achieved and the benefits from expanding their horizons.

Reflection on pathways

The use of ESS as a result of unsuitable country or topic coverage by alternative survey resources is the most evident marker of the pathway of this ESS impact. Combination with qualitative data ensured that the study gained an important comparative dimension, which contributed to much expanded interest in the findings.

By conducting the analysis, Dr. Rapolienė came to notice that the “one-size-fits-all” approach of the survey, while allowing great international comparability, could have potentially resulted in skewed data. This was in light of a question in the ESS appearing seemingly relevant only to some countries, while completely irrelevant to others. An example was given on the UK, where a broad discussion about a health system reform had taken place, but there was no such discussion in Lithuania. This means that when it came to measuring a public opinion regarding a health system reform, there was nothing to measure for Lithuania. The researcher also fed back that the way in which some questions are formulated might encourage polite and politically correct answers.

⁷⁸ http://www.cost.eu/COST_Actions/isch/IS1402

Sources

Interviews:

- Gražina Rapolienė. Lecturer at the Sociology Department, Faculty of Philosophy, Vilnius University: 11/04/2017
- Dalia Poškienė, President of the Lithuanian University Women Association: 22/05/2017
- Prof. Zenonas Norkus, Vilnius University: 11/04/2017

Other sources:

- See reference lists in-text

19 Netherlands: Internationally recognised research at Radboud University Nijmegen

Summary

Type: academic impact

The department of Sociology Radboud University Nijmegen (RU) in the Netherlands has a high ESS user count and produces many outputs based on ESS. RU has been involved with ESS since the first round, and since 2013, national coordination of ESS is done by researchers from the university. In the last ten years, more than 20 articles and several books and book chapters were produced based on ESS data. Topics include health and well-being, ethnic diversity, education and political opinions. Several publications contribute to academic advancement by doing cross-national research on theories that had not been tested cross-nationally.

Context and starting point

The Netherlands have a large number of ESS users. According to the National Coordinator, this is because many promoters are familiar with ESS and because access to ESS data is very easy. Furthermore, social science is high on the Dutch research agenda, and the quality of tertiary education is high in the Netherlands. Furthermore, there appears to be an increase in student numbers in quantitative fields. In The Netherlands, Radboud University Nijmegen (RU) is the second largest institution in terms of ESS user count, after the University of Amsterdam. Worldwide RU ranks 23rd in the number of registered ESS users. The ESS plays an important role at the RU Faculty of Social Sciences, and specifically in the department of Sociology. Research at the department has an empirical-theoretical nature, with a strong emphasis on quantitative research. Therefore, social science databases are used a lot at the department.

In terms of education at the department of Sociology, there is a strong emphasis on quantitative research.⁷⁹ Sociology students from RU have a strong focus on quantitative research skills, and learn, for example, about comparative cross-national and longitudinal research. ESS data are very suited to teaching these kinds of elements, and indeed, ESS data is used widely and intensely at RU Sociology. As students are familiar with the ESS data, they learn about its qualities and topics. Students who will go on to study their PhD at RU are therefore likely to have ESS data in the back of their minds. Those who teach courses using ESS data know the data well and often use it for their own research as well.

Furthermore, since 2013, Prof. Dr. Gerbert Kraaykamp, Professor of Empirical Sociology at the RU and Director of the Nijmegen Institute of Social and Cultural Research (NISCO), has been the National Coordinator of ESS The Netherlands. Roza Meuleman, Assistant Professor at RU Sociology is the Assistant National Coordinator.⁸⁰ ESS is used widely as a teaching resource as it lends itself to multilevel analyses. ESS is considered to be an important source of information, the topics and themes are relevant, costs are low, the power of comparison is very strong and time series are useful for analysis.

The ESS entered the scene at the department of Sociology very early. In 2002, one of the professors from RU was on the advisory board. During this first round, RU got an assignment from the European Commission to compare Eurobarometer with ESS. From the start, researchers already worked with the data and became very familiar with it. An important perceived added value was the cross-national comparability. Even though ESS is not the only source of cross-national data – there are others in use, such as the World Values Survey (WVS) and International Social Survey Programme (ISSP) – there is an agreement that the quality of ESS and its standards are very high.

⁷⁹ Source: <http://www.ru.nl/sociologie/>

⁸⁰ Source: <https://www.nwo.nl/actueel/nieuws/2013/magw/prof.-dr.-gerbert-kraaykamp-benoemd-tot-nationaal-coordinator-van-het-european-social-survey.html>

The elements above create conditions for intensive use of ESS for publications. Students who become familiar with ESS data who later graduate are more likely to use the data. ESS data are also widely used for teaching. ESS data is used in statistics courses to learn, for example, about statistical tests and cross-national comparisons. ESS fits the type of research that is performed at RU department of Sociology, not only because of its quantitative nature, but also because of the possibilities to compare over time and cross-nationally.

Use of ESS

In the last ten years, authors from RU published more than 20 journal articles and books or book chapters based on ESS data. Virtually every article uses ESS data from several countries, and many studies use ESS data from several rounds. In some studies, the cross-national comparison is the main element of the analysis. The school of Sociology at RU is focuses on three broad thematic traditions: inequality, cohesion, and rationalisation. Especially the first two of these themes can be observed in the studies. For example, inequality in health between people with different educational levels, or cohesion in the form of contact between people with different ethnicities. Topics of studies include:

- Health and well-being
- Ethnic diversity
- Education
- Political opinions
- Labour and voluntary participation
- Norms and values
- Religion

In the next section, publications on these topics are illustrated. What stands out is that the department of Sociology also collaborates with partners outside the academic world (on ESS data), such as the SCP (Netherlands Insititute for Social Research).

Outputs and added value ESS

Especially in the field of health and well-being, much research has been done in the last decade, looking at relations of health or well-being with education, childlessness, media-exposure, immigrants, and social capital. For example, the study *Education, Educational Heterogamy, and Self-Assessed Health in Europe: A Multilevel Study of Spousal Effects in 29 European Countries* (Huijts, Monden & Kraaykamp, 2010) examines whether one's own educational level and the spouse's educational level are independently associated with self-assessed health throughout European societies, and the researchers ask to what extent educational heterogamy at the country level is related to health differences between and within countries. Data from ESS 2002-2006 were used. The authors find that one's own and one's spouse's educational levels positively affect self-assessed health. The relations are weaker as the degree of educational heterogamy at the national level is higher.

In *Childlessness and Psychological Well-Being in Context: A Multilevel Study on 24 European Countries* (2013), Huijts, Kraaykamp and Subramanian study to what extent childlessness is associated with poor psychological well-being in Europe, using ESS data from 2006. They found that it differs between European societies, especially among women. The disadvantage in psychological well-being of childless people is smaller in countries with tolerant norms towards childlessness and high levels of social contacts, suggesting that the extent to which childlessness is associated with lower psychological well-being is dependent on the societal context.

Next to health, there is a substantial body of research on ethnic diversity. The two topics intersect each other as well, for example in *Immigrants' Health in Europe: A Cross-Classified Multilevel Approach to Examine Origin Country, Destination Country, and Community Effects* (2012). Huijts and Kraaykamp examined the origin, destination, and community effects on first and second generation immigrants' health, using information from the ESS from 2002-2008. Analysis shows that political suppression in

the origin country and living in countries with large numbers of immigrant peers have a detrimental influence on immigrants' health. The results also point towards health selection mechanisms into migration.

Explaining relationships between ethnic diversity and informal social capital across European countries and regions: Tests of constrict, conflict and contact theory (Savelkoul, Gesthuizen & Scheepers, 2011) tests Putnam's claim that ethnic diversity would decrease social capital. Data from ESS 2002 are used. Results show that there is a direct positive effect of ethnic diversity at the country level on informal helping, but no indirect effect via mediating mechanisms (based on the conflict and contact theory). At the regional level, only an indirect effect was found. Ethnic diversity increases the likelihood of intergroup contact that in turn is positively related to informal social meeting and helping. Perceived ethnic threat has a negative effect on informal social meeting.

A recent example of a labour related study is *Youth Labour Market Integration Across Europe: The impact of cyclical, structural, and institutional characteristics* from De Lange, Gesthuizen and Wolbers (2014). In the article, the authors study to what extent cyclical, structural and institutional factors explain differences between countries in youth labour market integration. They also assess educational differences in the impact of these macro-characteristics. ESS data from 2002-2008 were used. Results show that high unemployment hinders young people to smoothly integrate into the labour market. Furthermore, young people experience less difficulties with labour market integration when the educational system is more vocationally specific. Also, when the employment legislation of incumbent workers is stricter, young people experience more difficulties with labour market integration. An article was devoted to this study in the local newspaper De Gelderlander.⁸¹

At RU, political opinions in Europe are analysed with ESS data as well. For example, the article *Support for radical left ideologies in Europe* (Visser, Lubbers, Kraaykamp & Jaspers, 2014) examines the support for radical left ideologies in 32 countries. Data from the 2002-2010 ESS are used. Results show that in the new millennium, unemployed people and those with a low income are more likely to support a radical left ideology. Findings also show that greater income inequality is associated with reduced likelihood of an individual supporting a radical left ideology. Furthermore, cross-national differences in the likelihood of supporting the radical left are strongly associated with whether a country has a legacy of an authoritarian regime.

Other research includes work on various opinions, attitudes and feelings, such as in the article *Disapproval of Homosexuality: Comparative Research on Individual and National Determinants of Disapproval of Homosexuality in 20 European Countries* from Akker, Ploeg & Scheepers (2013), the authors focus on the explanation of differences in the disapproval of homosexuality at the individual and the national level. Data from ESS data Round 1 to 4 are used for the analysis. The authors find that religious people, people who support conventionalism, and those who attach to traditions disapprove of homosexuality more, whereas highly educated people disapprove less. Differences between countries can be explained by socialising circumstances of the national context as the countries' laws on homosexuality and religiosity turned out to be important determinants of the disapproval of homosexuality. In countries where gay marriage is allowed, disapproval of homosexuality is the least, and in more religious countries people disapprove more of homosexuality.

Several books/book chapters were published as well. For example, in 2016, *Trust, life satisfaction and opinions on immigration in 15 European countries* was published by the SCP, with co-authorship of Gerbert Kraaykamp. The book *New in the Netherlands. The lives of recently migrated Bulgarians and Poles* (Nieuw in Nederland. Het leven van recent gemigreerde Bulgaren en Polen) was published in 2013. Authors are Mérove Gijsberts from SCP and Marcel Lubbers from the RU. In this book, the authors report on the life situation of Polish and Bulgarian migrants shortly after they migrated to the Netherlands. Their findings are based on the ESS survey from 2010, held among migrants from Poland and Bulgaria who were entered in the population registers recently. In 2009, a book chapter called *Time spent on television in European countries* was written by Maurice Vergeer (RU), Marcel Coenders

⁸¹ Source: <http://www.ru.nl/publish/pages/711894/gelderlander.jpg>

(Utrecht University) and Peer Scheepers (RU). It aims to explain the variation in time spent on watching television in 15 EU countries, using both determinants on the individual level and characteristics at the national level. Results suggest that EU citizens, having commercial channels as alternatives, avoid a diverse programme supply in favour of commercial programme supply.

Dissemination

Dissemination mostly occurred via academic journals in the relevant fields. Some articles made it in top ranking journals in Sociology and Political Science, such as the *European Journal of Political Research*, *New Media and Society*, and the *European Sociological Review*. Other journals include *Social Science Research*, the *International Journal of Public Opinion Research*, and the Dutch journal *Social Indicators Research*. The table below presents an overview of journals with articles from RU authors. The publication strategy of RU is to try to publish in specific subfields where researchers are working. This could be sociology but could also be, for example, ethnic related studies. Not all articles were therefore published in journals related to sociology or political research. Other journals include journals on migration, such as the *Journal of Ethnic and Migration Studies*, and the *International Migration Review*, but also journals about health, the non-profit and voluntary sector, and criminal justice. Next to articles, some books or chapters of books were published as described above.

Journals in Sociology and Political Science (2015) – publication platforms of ESS-based work from RU

Journal	Country	SJR	Ranking
European Journal of Political Research	UK	2.79	15
New Media and Society	UK	2.59	20
European Sociological Review	UK	2.06	41
Social Science Research	US	1.45	70
International journal of public opinion research	UK	0.91	150
Sociological Quarterly	US	0.79	185
Social Indicators Research	NL	0.75	199
Acta Sociologica	UK	0.62	242
Journal of Civil Society	UK	0.32	401

Source: scimagojr.com

Outcomes and impacts

Below we present an overview of ESS-related articles from the last ten years and their citation scores. Although six articles have more than 30 citations, there are no papers with remarkably high citation scores. However, some articles are quite recent, so they will likely pick up more citations in the future. The topics vary throughout the list. For example, the top five include articles about politics, attitudes towards homosexuality, self-assessed health, and voluntary associations.

ESS articles and their citation scores

Article	Authors	Year	Citations
Explanations of political Euro-scepticism at the individual, regional and national levels	Lubbers, M., & Scheepers, P.	2007	55*
Disapproval of Homosexuality: Comparative Research on Individual and National Determinants of Disapproval of Homosexuality in 20 European Countries	Van den Akker, H., Van der Ploeg, R., & Scheepers, P.	2013	39
Education, Educational Heterogamy, and Self-Assessed Health in Europe: A Multilevel Study of Spousal Effects in 29 European Countries	Huijts, T., Monden, C. W., & Kraaykamp, G.	2010	39*

Article	Authors	Year	Citations
Three Types of Voluntary Associations in Comparative Perspective: The Importance of Studying Associational Involvement through a Typology of Associations in 21 European Countries	Van der Meer, T. W., Te Grotenhuis, M., & Scheepers, P. L.	2009	36**
Party profiles on the web: an analysis of the logfiles of non-partisan interactive political internet sites in the 2003 and 2004 election campaigns in Belgium	Hooghe, M., & Teepe, W.	2007	32
Explaining relationships between ethnic diversity and informal social capital across European countries and regions: Tests of constrict, conflict and contact theory	Savelkoul, M., Gesthuizen, M., & Scheepers, P.	2011	30
Support for Redistribution in Western Europe: Assessing the role of religion	Stegmueller, D., Scheepers, P., Rossteutscher, S., & De Jong, E.	2012	23
Youth Labour Market Integration Across Europe: The impact of cyclical, structural, and institutional characteristics	De Lange, M., Gesthuizen, M., & Wolbers, M. H.	2014	15
Childlessness and Psychological Well-Being in Context: A Multilevel Study on 24 European Countries	Huijts, T., Kraaykamp, G., & Subramanian, S. V.	2013	14
Formal and informal social capital and self-rated health in Europe: A new test of accumulation and compensation mechanisms using a multi-level perspective	Huijts, T., & Kraaykamp, G.	2012	14*
Intergenerational Transmission of Education Across European Countries and Cohorts	Van Doorn, M., Pop, I., & Wolbers, M. H.	2011	11
Fear of Crime and Feelings of Unsafety in European Countries: Macro and Micro Explanations in Cross-National Perspective	Visser, M., Scholte, M., & Scheepers, P.	2013	10
Comparing Citizens' Trust in the Police Across Different Countries: An Assessment of Cross-Country Measurement Equivalence	Schaap, D., & Scheepers, P.	2014	8
Support for radical left ideologies in Europe	Visser, M., Lubbers, M., Kraaykamp, G., & Jaspers, E.	2014	6
Immigrants' Health in Europe: A Cross-Classified Multilevel Approach to Examine Origin Country, Destination Country, and Community Effects	Huijts, T., & Kraaykamp, G.	2012	6
The Impact of Macro-Economic Circumstances and Social Protection Expenditure on Economic Deprivation in 25 European Countries, 2007-2011	Visser, M., Gesthuizen, M., & Scheepers, P.	2014	2
Believing and belonging in Europe 1981-2007: comparisons of longitudinal trends and determinants	Reitsma, J., Pelzer, B. J., Scheepers, P. L. H., & Schilderman, J. B. A. M.	2012	2

Source: Scopus, *Google Scholar. **ResearchGate NB: Citations were looked up with Scopus. If data from Scopus were not available, they were looked up with ResearchGate, and if data from ResearchGate were not available, citations were looked up with Google Scholar. Google Scholar is somewhat less conservative in its citation scores.

According to Lubbers, many publications that used ESS data contributed to academic advancement by showing evidence for certain theories that needed to be tested cross-nationally. To illustrate this, three very different examples of next-step cross-national research are therefore noted below.

In *Support for radical left ideologies in Europe* (Visser, Lubbers, Kraaykamp & Jaspers, 2014), the authors examine the support for radical left ideologies in 32 European countries, extending scant empirical research available in the field, using group-interest theory. Previous research largely neglected this topic, focusing on support for radical right ideologies. Although recent research had started to fill this gap, there are still gaps, especially regarding individual-level explanations from a comparative perspective. The extent to which both individual and country characteristics explain support for radical left ideologies in 32 countries is investigated. Using a cross-national design enabled the authors to assess which factors contribute to support for the radical left. An explorative analysis, testing whether people

who hold a radical left ideology and those with a radical right orientation are alike, was done as well. Overall, the findings substantially advance the authors' understanding of the radical left.

Another study that advanced knowledge with cross-national research is *Disapproval of Homosexuality: Comparative Research on Individual and National Determinants of Disapproval of Homosexuality in 20 European Countries* (Van den Akker, Van der Ploeg & Scheepers, 2013). As explained, the study aimed to improve the understanding of explanations for differences in the disapproval of homosexuality across European countries. Usually, research on attitudes towards homosexuality focuses on either sociodemographic and religion-based explanations or psychological theories, but this study formulated testable hypotheses building on both theories. Furthermore, another limitation of existing research is the lack of attention to differences in the approval versus disapproval of homosexuality between countries, despite the fact that a large country variation exists and the public debate has an international character. Advancing in the field, the authors also derived hypotheses on the contextual level from existing theories.

The previously mentioned study *Education, Educational Heterogamy, and Self-Assessed Health in Europe: A Multilevel Study of Spousal Effects in 29 European Countries* (Huijts, Monden & Kraaykamp, 2010) extends earlier research on educational inequality by analysing 29 European countries simultaneously in examining whether own educational level and the spouse's educational level are independently associated with self-assessed health. Furthermore, they research to what extent educational heterogamy at the country level is related to health differences between and within countries.

As these examples highlight, the use of ESS made it possible for researchers at RU to perform next step research in several different fields aligned to sociology, such as health, political opinions and attitudes towards homosexuality.

Reflection on pathways

Pathways to academic impacts at RU are the fact that many people know how to use ESS data, which leads to high-impacts publications, and the comparability of the data encourages cross-national research collaborations. Good practice lies in the fact that ESS is used extensively in classes at bachelor level methods courses, and there is collaboration between universities and semi-public institutions (such as the Netherlands Institute for Social Research). A further key success factor is that the ESS created the opportunity to apply the quantitative focus in an international setting. With that, RU became known internationally for their research.

A drawback, however, is that so many people are using ESS data now, that it has become less exclusive. There is a lot of competition in studies on ESS datasets, more than in the past. Lubbers explains that there is not much room for improvement, but as it started in 2002, ESS will gain power when it continues and the time span becomes longer, improving the ability to compare over time.

ESS is used as much as it is, because it fits the department really well. For example, the research Master has a comparative and quantitative focus. The ESS fits both the methodological and the theoretical approach of the RU department of Sociology.

Sources

Interviews

- Marcel Lubbers (Radboud University Nijmegen): 15-05-2017
- Gerbert Kraaykamp & Roza Meuleman (Radboud University Nijmegen): 13-02-2017

Other sources:

- Boelhouwer, J. (2016). *Trust, life satisfaction and opinions on immigration in 15 European countries*. G. L. M. Kraaykamp, & I. A. L. Stoop (Eds.). Sociaal en Cultureel Planbureau.
- Gijsberts, M. & Lubbers, M. (2013) *Nieuw in Nederland. Het leven van recent gemigreerde Bulgaren en Polen*. Sociaal en Cultureel Planbureau.
- Vergeer, M., Coenders, M., & Scheepers, P. (2009). Time spent on television in European countries. *Meaningful media: Communication Research on the Social Construction of Reality*, 5473.

20 Netherlands: Trust, life satisfaction and opinions on immigration in 15 European countries

Summary

Type: non-academic impact

The Netherlands Institute for Social Research (SCP) is a government agency that conducts research into the social aspects of all areas of government policy. At SCP, the ESS plays an important role. Several SCP employees are part of the ESS Core Scientific Team and others are involved in the development of the questionnaire or in contact with the National Coordinator. In January 2016, SCP published *Trust, life satisfaction and opinions on immigration in 15 European countries*. The news media reported that attitudes towards a generous asylum policy had become more positive. At the high point of the refugee crisis, this triggered attention from media and opinion websites.

Context and starting point

The Netherlands Institute for Social Research (SCP) is a government agency that is part of the Ministry of Health, Welfare and Sport. It conducts research into the social aspects of all areas of government policy. Most finance comes from the ministry, but three other ministries contribute as well. The main fields that are studied are welfare, health, social security, education and the labour market, with a focus on the interfaces between these fields. Reports published by SCP are generally widely used by the national government, Parliament, civil servants, local authorities and academics.⁸² About 70 researchers work at SCP. Furthermore, there are seven methodologists who support researchers in aspects such as procurement of data and analysis.

At SCP, the European Social Survey plays an important role. Several SCP employees are part of the Core Scientific Team and others are involved in the development of the questionnaire or in contact with the National Coordinator. The ESS is mainly used for cross-national comparisons. SCP employees particularly praised the high quality, reliability and cross-national comparability of the ESS.

In January 2016, SCP published *Trust, life satisfaction and opinions on immigration in 15 European countries*. Its editors are Jeroen Boelhouwer and Ineke Stoop from SCP and Gerbert Kraaykamp from the Radboud University Nijmegen, and National Coordinator for the ESS in the Netherlands. Marcel Lubbers and Roza Meuleman from the Radboud University Nijmegen contributed as well. The publication focusses on opinions of the general public and answers questions such as:

- How do Dutch and other European citizens feel about politics and politicians?
- Do they trust institutions and one another?
- Are they satisfied with their lives?
- What do they think about immigration and its consequences?

It was published shortly after another SCP report named *Nederland in Europees perspectief* (The Netherlands in a European perspective), which was based on data from the first six rounds of the ESS.⁸³ The current publication can be considered an update, as it also includes data from round 7. As round 7 includes a detailed question module on immigration just like the first round, trends could be reported in attitudes on immigration between 2002 and 2015.

The SCP study is important as information on how people live, cope, the degree to which they trust institutions and each other, and how they feel about their society is of great importance in assessing the

⁸² Source: <https://www.scp.nl/>

⁸³

https://www.researchgate.net/profile/Jeroen_Boelhouwer/publication/282664760_Nederland_in_Europees_perspectief_Tevredenheid_vertrouwen_en_opinies/links/561769ef08ae839f3c7d8aco/Nederland-in-Europees-perspectief-Tevredenheid-vertrouwen-en-opinies.pdf?origin=publication_detail

impact of social, cultural and economic changes, including also the refugee crises post-2015, as well as the deeper integration of the European Union. At the European level, countries could be becoming more similar or more different. European countries might be characterised by shared values and beliefs, but variation could be large as well.

These questions could be addressed with the help of ESS data. Some of the relevant topics that are covered are moral and social values, social capital and social trust, political values and engagement, immigration, crime and trust in institutions, and of course the specific module about immigration in round 1 and round 7. The perceived added value of ESS data was, according to one of the authors, that there were cross-nationally comparable data about a topic that was very controversial at the time. By doing so, attitudes of the Dutch could be compared to attitudes of people from other European countries.

Use of ESS

European Social Survey data from round 1 (2002) to round 7 (2014) were directly used by SCP, in collaboration with the Radboud University Nijmegen. The specific module dealing extensively with the issue of immigration was fielded both in round 1 and round 7. The authors note that comparing countries is complicated, as different sampling frames are used in different countries, response rates vary, and concepts could be more or less relevant depending on the country. Furthermore, comparing on a country level may hide potentially large variations within countries. The authors chose to largely ignore these methodological problems, as the publication aims to provide a snapshot. The researchers find that a drawback of the ESS data is that the collection time differs somewhat across countries. Because of this difference in the collection time, data for only 15 countries was available at the time of the study.

The authors explain that ESS is meant, and used, to compare countries and to measure trends over time. It is not the aim to deliver rapid measurements of public responses to topical issues. Traumatic events (e.g. assassinations, terrorist attacks) can impact opinions of the general public, but effects can subside rather quickly again. The long duration of the fieldwork in the ESS may therefore mitigate the impact of sudden events on opinions, the authors explain. Furthermore, as mentioned, the fieldwork period differs across countries. The results presented in *Trust, life satisfaction and opinions on immigration in 15 European countries* are not intended as a way of closely monitoring attitudes and opinions on a daily basis, but look at general trends over time, differences between countries, and background characteristics of respondents.

Outcomes and impacts

In its press release from January 18, 2016 about *Trust, life satisfaction and opinions on immigration in 15 European countries*, SCP sums up the main conclusions, especially about migrants and policy on asylum seekers.⁸⁴ The press release was available in Dutch and English. Some of the conclusions are:

- Opinions about accepting Muslim immigrants are very diverse among European countries in 2014/2015. For example, Sweden and Germany are relatively open, while Estonia and Poland are not. The Netherlands is in between.
- In many countries, the willingness to allow in people of a different race and/or ethnic group has increased. In Poland and the Czech Republic, it has declined.
- Between 2002 and 2015, just before the large asylum seeker crisis, people in almost all researched countries increasingly felt that their governments should be generous in asylum procedures. There are, however, large differences between countries. For example, about 60% of people in Sweden and Poland are in favour of a generous policy; in the Czech Republic, it is about 20%.

⁸⁴ Source: <http://www.scp.nl/dsresource?objectid=dod2c694-c308-422b-boea-c286029f5474&type=org>

- Differences between European citizens regarding the presumed economic benefits of migration increased between 2002 and 2015. People in the Netherlands and central and eastern European countries have become more negative regarding economic and cultural benefits of migration.
- People in all researched countries believe that migration exacerbates crime, but over time people have come to associate migration with crime to a slightly lesser extent.
- Nordic countries score highest when looking at views on democracy, trust, tolerance of migrants and life satisfaction, while countries of central and eastern Europe score the lowest.
- Danes are most satisfied with their lives, Estonians the least. The Netherlands is somewhere in the middle.

The publication *Trust, life satisfaction and opinions on immigration in 15 European countries* immediately caught a lot of attention from national media, after an official press release in Dutch and English on January 18, 2016. Below, we present examples of the media attention.

Media attention

Type	Name	Date	Title
News agency	ANP	18 Jan.	More and more Europeans support generous asylum policies (Steeds meer Europeanen voor ruimhartig asielbeleid)
Newspaper	De Telegraaf	18 Jan.	More Europeans support generous asylum policies (Meer Europeanen voor ruimhartig asielbeleid)
	De Volkskrant	18 Jan.	Willingness to accept migrants increased in Europe (Bereidheid tot opnemen migranten bij veel Europeanen toegenomen)
	NRC Handelsblad	18 Jan.	This is how Europe thinks about asylum seekers (Zo denkt Europa over asielzoekers)
News site	Nu.nl	18 Jan.	More and more Europeans support generous asylum policies (Steeds meer Europeanen voor ruimhartig asielbeleid)
	Nieuws.nl	18 Jan.	More and more Europeans support generous asylum policies (Steeds meer Europeanen voor ruimhartig asielbeleid)
Radio	BNR Nieuwsradio	18 Jan.	Netherlands not one of the most tolerant countries in Europe (Nederland niet bij tolerantste landen van Europa)
Opinion	Geenstijl	18 Jan.	SCP: Whole of the Netherlands against generous asylum policies (SCP: Heel Holland tegen ruimhartig asielbeleid)
	Elsevier	18 Jan.	Most Dutch against generous asylum policies (Meeste Nederlanders zijn tegen ruimhartig asielbeleid)
	De Daghelykse Standaard	18 Jan.	Do Europeans really want a more generous asylum policy? These are the facts (Willen Europeanen echt een ruimhartiger asielbeleid? Dit zijn de feiten)
	The Post online	18 Jan.	Willingness to accept immigrants does not increase (Bereidheid om immigranten op te nemen neemt niet toe)
	The Post online	18 Jan.	SCP about immigration, the actual data (SCP over immigratie, de echte cijfers)
Popular academic	Voxweb	20 Jan.	More Dutch support a generous asylum policy (Meer Nederlanders voor ruimhartig asielbeleid)
	Radboud University	18 Jan.	SCP report: acceptance of migrants – comparison in Europe (SCP rapport: acceptatie van migranten - vergeleken in Europa)

A lot of attention was given to the publication. At the time of publication, there was a lot of discussion about large groups of asylum seekers coming to Europe and the Netherlands. The finding that more Europeans support more generous asylum policies caught attention from established newspapers and popular news websites, as this did not seem obvious at the time.

Debates started: opinion websites and magazines reacted to the news messages, especially *Geenstijl*, *Elsevier* and *De Dagelijkse Standaard*. *Geenstijl* and *The Post Online* explain that the data collection had been performed before the asylum seeker crisis. In another article, *The Post Online* analyses the report and finds that Europeans and the Dutch are not at all positive about immigration. For example, Dutch people expect a negative effect on the economy, and immigration is associated with crime. *Elsevier* reports a similar piece: Europeans and the Dutch are not that optimistic about immigration. *De Dagelijkse Standaard* also explains that even though the report is quite nuanced, the press release from news agency ANP lacks nuance and only reports about positive attitudes. Some newspapers and news websites closely reflected this message from ANP and thus, controversy was born. The original press release from SCP was more nuanced: *Increasingly divided opinions across Europe on immigration and asylum policy*.

The high profile and publicity of the report is thus evident, as is the degree of controversy it caused, especially at a time of heightened interest in its subject matter. The extent of media coverage is unusually high, which is likely not least due to the fact that the report at least in part challenged some ‘received wisdoms’ on attitudes to immigration. Whilst two of the authors say that the interest and debate generated through *Trust, life satisfaction and opinions on immigration in 15 European countries* has had an impact on politics and policy makers, desk research, interviews and information requests to the Dutch Authorities could not highlight any concrete policy effects that are noticeable at this point. Given the short timeline between the report’s publication to the present, such direct effects would be unlikely. However, the large degree of attention this report received certainly influenced media debate and, is likely to have had effects by proxy on both public and political debates as well, though the full extent of this cannot be fully assessed within this case study.

Reflection on pathways

The study received a lot of media attention. Firstly because of its contents: the presented information was rather unique, as it showed attitudes of Dutch people on immigration in both a European perspective and over a longer period of time. Furthermore, timing of the report, early 2016, played a role as well: Europe was in the middle of a large influx of asylum seekers, several Islamic terrorist attacks had just happened. Immigration and refugees were hot topics, and news on attitudes towards these issues was likely to gain some traction.

The report also gained a lot of media traction because the presented results were considered somewhat surprising, in light of recent events. Additionally, our consultations also suggest that some media reporting lacked nuance in its treatment of the study, leading to what may be more sensationalised portrayal of the report’s main findings than the study itself would permit. To a certain degree, this may have increased the media traction.

Sources

Interviews:

- Interview with Jeroen Boelhouwer (SCP author): 10-04-2017 & 11-05-2017
- Interview with Gerbert Kraaykamp & Roza Meuleman (RU authors): 13-02-2017
- Interview with Ineke Stoop (SCP author): 02-03-2017

Other sources:

- ‘Meer Europeanen voor ruimhartig asielbeleid’ (2016-01-18). *De Telegraaf*. Retrieved from: http://www.telegraaf.nl/binnenland/25022439/Mensen_voor_ruim_asielbeleid.html
- ‘Steeds meer Europeanen voor ruimhartig asielbeleid’ (2016-01-18). *Nieuws.nl*. Retrieved from: <https://nieuws.nl/algemeen/20160118/meer-europeanen-voor-ruimhartig-asielbeleid/>
- ‘Steeds meer Europeanen voor ruimhartig asielbeleid’ (2016-01-18). *Nu.nl*. Retrieved from: <http://www.nu.nl/binnenland/4199383/steeds-meer-europeanen-ruimhartig-asielbeleid.html>
- Bereidheid om immigranten op te nemen neemt niet toe. (2016-01-18). *The Post Online*. Retrieved from: <http://nieuws.tpo.nl/2016/01/18/bereidheid-om-immigranten-op-te-nemen-neemt-niet-toe/>
- Boelhouwer, J., Kraaykamp, G., & Stoop, I. (2015). *Nederland in Europees perspectief*. Sociaal en Cultureel Planbureau.
- Boelhouwer, J. (2016). *Trust, life satisfaction and opinions on immigration in 15 European countries*. G. L. M. Kraaykamp, & I. A. L. Stoop (Eds.). Sociaal en Cultureel Planbureau.
- Koning, P. de (2016-01-18). Zo denkt Europa over asielzoekers. *NRC.nl*. Retrieved from: <https://www.nrc.nl/nieuws/2016/01/18/zo-denkt-europa-over-asielzoekers-1580903-a781205>
- Kool, R. (2016-01-18). ‘Bereidheid tot opnemen migranten bij veel Europeanen toegenomen’ *De Volkskrant*. Retrieved from: <http://www.volkskrant.nl/buitenland/-bereidheid-tot-opnemen-migranten-bij-veel-europeanen-toegenomen~a4226582/>
- Meer Nederlanders voor ruimhartig asielbeleid. (2016-01-20). *Voxweb*. Retrieved from: <https://www.voxweb.nl/nieuws/meer-nederlanders-voor-ruimhartig-asielbeleid>
- Meeste Nederlanders zijn tegen ruimhartig asielbeleid. (2016-01-18). *Elsevier*. Retrieved from: <http://www.elsevier.nl/economie/article/2016/01/meeste-nederlanders-zijn-tegen-ruimhartig-asielbeleid-2746979W/>
- Nederland niet bij tolerantste landen van Europa (2016-01-18). *BNR Nieuwsradio*. Retrieved from: <https://www.bnr.nl/nieuws/vluchtelingen/10000742/nederland-niet-bij-tolerantste-landen-van-europa>
- SCP: Heel Holland tegen ruimhartig asielbeleid (2016-01-18). *Geenstijl*. Retrieved from: http://www.geenstijl.nl/mt/archieven/2016/01/scp_heel_holland_tegen_ruimhar.html
- SCP over immigratie, de echte cijfers. (2016-01-18). *The Post Online*. Retrieved from: <http://tpo.nl/2016/01/18/scp-over-immigratie/>
- SCP rapport: acceptatie van migranten – vergeleken in Europa (2016-01-18). Radboud University. Retrieved from: <http://www.ru.nl/sociologie/nieuws/nieuws/@1024337/scp-rapport-over-acceptatie-van-migranten/>
- Toenemende verdeeldheid tussen Europese landen in opinies over immigratie en asielbeleid (2016-01-18). SCP. Retrieved from: <http://www.scp.nl/dsresource?objectid=d0d2c694-c308-422b-boea-c286029f5474&type=org>
- Willen Europeanen echt een ruimhartiger asielbeleid? Dit zijn de feiten. (2016-01-18). *De Dagelijkse Standaard*. Retrieved from: <http://www.dagelijksestandaard.nl/2016/01/scp-rapport-beweert-dat-europeanen-steeds-positiever-zijn-over-immigratie-maar-klopt-dat-wel/>

21 Norway: Making a global difference on health inequalities

Summary

Type: academic and non-academic impact

As part of the ESS Round 7 (2014), a Questionnaire Design Team developed a new module on health inequalities. The team was led by Norwegian Prof. Terje Andreas Eikemo. Eikemo and his group made use of ESS with the aim of bringing together Social Sciences and Medicine to enable researchers from both areas to deepen their understanding of how social conditions and lifestyle factors relate to medical conditions and disease. The module has received much attention and shows potential as a contribution not only to European research, but also to the development of research-based actions aiming to reduce health inequalities worldwide.

Context: Developing a new ESS module on health inequalities

As part of the ESS Round 7 (2014), a Questionnaire Design Team developed a new module for the survey called 'Social inequalities in health and their determinants'. This was the first time a health module was included in the survey. Head of the team, and the current coordinator of the new module, is Norwegian Professor of Sociology Terje Andreas Eikemo at the Norwegian University of Science and Technology (NTNU), Trondheim. This case study investigates the impacts of Prof. Eikemo's and others' work around this ESS module.

Prof. Eikemo's research focuses on the question of why some people live longer and healthier lives than others. The main focus has been to explain differences in mental and physical health, chronic diseases and mortality within and between different countries – most prominently in Europe, but also in other regions of the world including Asia, Africa and the Americas. He has examined the contribution of welfare policies, social, economic and material factors, lifestyle factors (such as smoking, alcohol consumption, physical activity and diet), childhood conditions, working conditions, unemployment, housing conditions and healthcare. Eikemo was awarded the scientific prize for young excellent researchers in the Humanities for 2009 by The Royal Norwegian Society of Sciences and Letters, and the SINTEF⁸⁵ prize for outstanding research in 2010. More recently, he was enrolled into NTNUs Outstanding Academic Fellows Programme. Eikemo is the current Editor-in-Chief of the *Scandinavian Journal of Public Health*.

In Eikemo's opinion it has been a problem that the disciplines of Social Science, Medicine and Epidemiology traditionally have not paid much attention to each other. Eikemo and his team made use of ESS to bring the disciplines together to enable researchers from both the social scientific and the medical field to deepen their understanding of how social conditions and lifestyle factors relate to medical conditions and disease. Eikemo and central team members use the following words to describe the rationale behind developing the module:

Welfare states shape the social structure, living conditions, and lifestyles of European populations. Therefore, an examination of health behaviours (typically found in health surveys) in populations must be accompanied with an examination that is able to unveil the deeper structural context of individuals belonging to different welfare states (typically found in sociological surveys). [...] The ESS is ideal for this perspective because political, psychosocial, social, and material variables already exist in the core version of the survey.⁸⁶

⁸⁵ SINTEF is the largest independent research organisation in Scandinavia: www.sintef.no.

⁸⁶ Eikemo, T.A., Bambra, C., Huijts, T. and Fitzgerald, R., The First Pan-European Sociological Health Inequalities Survey of the General Population: The European Social Survey Rotating Module on the Social Determinants of Health, *Eur Sociol Rev* (2017) 33 (1): 137–153.

Use of ESS

Eikemo and his team developed a rotating module that provides a comprehensive and comparative pan-European dataset on the social determinants of health and health inequalities. Aiming to strengthen the ESS' position as a data source for sociologists wanting to perform European cross-national analyses of health inequalities, the module provides data on the stratification system of societies, including rich data on living conditions combined with a variety of lifestyle factors and health outcomes.

Although at an early stage (the data was released only last summer), Eikemo states that several sociologists, social scientists, public health scientists and researchers from other disciplines are already using data from the health inequalities module to test existing theories. When interviewed, Eikemo mentions the European Society for Health and Medical Sociology, the European Public Health Association and the IEEE/ACM CHASE conference as key places to find typical users – from multiple disciplines.

Prof. Eikemo and his team of four researchers form the consortium behind the international research project HiNews – Health Inequalities in European Welfare States. Funded by the NORFACE⁸⁷ programme, and led by Prof. Clare Bambra of Durham University, HiNews will incorporate analysis of the ESS health inequality module alongside macro-level data about country characteristics such as healthcare system type or welfare state regime configurations and health promotion policies such as smoking-related policies or policies meant to enhance physical activity. The main question to be answered is: why do social inequalities in health persist in European welfare states and what can be done to reduce them?

Initial outputs and dissemination

Though it is too early to expect a long track of publications or other scientific output based on the data from the module, a number of articles providing a basis for future research have already been produced. Eikemo and members of his team give an extensive presentation of the new module in an article published in *The European Sociological Review*:

- Eikemo, T.A., Bambra, C., Huijts, T. and Fitzgerald, R., The First Pan-European Sociological Health Inequalities Survey of the General Population: The European Social Survey Rotating Module on the Social Determinants of Health, *Eur Sociol Rev* (2017) 33 (1): 137–153.

Further, Eikemo and several other researchers authored 16 scientific articles presenting findings from the module, all published in a special edition of *The European Journal of Public Health* (Volume 27, February 2017).

Key findings were also published in the ESS Topline Results Series (Issue 6), which in turn were presented to the European Commission and the Commissioner for Health & Food Safety.

Outcomes and impacts

Academic and policy impact

The special edition of *The European Journal of Public Health* also included an introduction written by Professor Sir Michael Marmot at the Institute of Health Equity, University College London. Marmot is Professor of Epidemiology and Public Health, and has been an important figure in international epidemiological research for four decades. He is known outside the research community for chairing WHO's World Commission on Social Determinants for Health and his Marmot Review "Fair Society, Healthy Lives". His work has had a significant influence on decision makers, politicians and the formation of public health policy. He notes:

When publishing the report of the WHO Commission on Social Determinants of Health, I said that it was a call to action, based on what we know. But at the same

⁸⁷ New Opportunities for Research Funding Agency Cooperation in Europe.

time, it could be seen as setting out a research agenda, because our knowledge always needs to be built and strengthened. These papers add to that knowledge base in important ways.⁸⁸

Further, *The European Journal of Public Health* is a highly regarded scientific journal with an Impact Factor of 2.75 (2015).⁸⁹ It is ranked 38th out of 172 and 18th out of 153, respectively, on the Science Citation Index and the Social Science Citation Index within the area of Public, Environmental & Occupational Health (Web of Science).⁹⁰ It is too early to give an emphasis to citation metrics of the specific articles, but this gives an promising indication of the academic impact based on the publication platform.

The expected outcomes of the HiNews project include the refinement, testing and development of social inequalities in health theory, the identification of policies and interventions with the potential of reducing health inequalities, and a new policy agenda on how health inequalities can be reduced most effectively. In the final stage of the project, HiNews will produce country-specific policy toolkits, and thus aims to impact both on academic and policy spheres. EuroHealthNet,⁹¹ a partnership of organisations, agencies and statutory bodies working to promote health and health equity between and within European countries, is involved throughout, concentrating in particular on dissemination, advocacy and linking the project and findings to policy processes. EuroHealthNet's office is located in Brussels and staff members are experienced in engaging with the EU Institutions, decision makers and stakeholders from public authorities, civil society, the corporate sector and the academic world. EuroHealthNet has connections with national and regional government, and has a good understanding of how evidence and information on health equity can best be introduced in current policymaking agendas.

Cross-continental collaboration and global impact

The questions from the health inequality module have been replicated with almost identical questions in South Africa as part of the South African Social Attitudes Survey (SASAS). ESS and SASAS were awarded funding by the Newton Fund to include questions from three different ESS modules in the 2015 SASAS. The Newton Fund is part of the UK's official development assistance and aims to develop science and innovation partnerships that promote the economic development and social welfare of partner countries including South Africa. Both ESS ERIC Director Rory Fitzgerald and Coordinator of the SASAS, Ben Roberts, welcomed the collaboration expressing how they saw this as a first step towards a long-term relationship enabling direct comparisons between South Africa and Europe, with results relevant for academic discussion, public policy debate and mutual methodological development.⁹²

Further, Eikemo and the ESS group applied to a call for proposals to add questions to the 2016 General Social Survey (GSS) in the United States. Like ESS, GSS is a biannual survey conducted primarily via face-to-face interviews measuring a wide variety of social and political attitudes, opinions and behaviours of the adult population. Eikemo and his group succeeded in getting a few questions from the ESS health inequalities module added to the GSS, most importantly the depression index. The results of the 2016 GSS have just recently been made available, and an article comparing Europe and the U.S. is currently in progress, written by Eikemo and his group in collaboration with Professor of Sociology at Harvard University, Jason Beckfield.

A majority of the questions from the health inequalities module have also been used in Greece as part of the recently completed research project Health Inequalities Among Migrant Population (MIGHEAL, 2015–2017).⁹³ Greece has not participated in the last two rounds of the ESS, and Eikemo states that it

⁸⁸ Marmot, M., 'Roger Jowell's vision: European Social Survey', *Eur J Public Health* (2017) 27 (suppl_1): 1.

⁸⁹ <https://academic.oup.com/eurpub/pages/About>

⁹⁰ Ibid.

⁹¹ <http://eurohealthnet.eu/>

⁹² <http://www.europeansocialsurvey.org/about/news/new0028.html>

⁹³ <https://www.migheal.net/>

was particularly important to collect this data from the Greek population to be able to map conditions in light of recent economic conditions in Greece. Together with the Greek National Centre for Social Research (EKKE), Eikemo and NTNU applied and were awarded funding for this project by the Financial Mechanism of the European Economic Area (EEA). The main objective of the research was to investigate the health disadvantages among the migrant population as compared to the native born population, from the perspective of the rising social and income inequalities in Greece seen in light of the economic crisis. The project aimed to advance the state-of-the-art in research on migratory phenomena and enhance policies related to integration of migrants in Greek society to reduce social exclusion and persistence of ethnic inequalities. The research design was mainly based on the theoretical assumptions developed in the ESS health module, and a survey was conducted among migrant and native born populations to provide evidence at a national level for social and ethnic inequalities in health in light of the related pan-European documentation provided by the ESS.

Further, the MIGHEAL project was expanded into the related REHEAL project. With funding from NTNU, the project team conducted a survey in six refugee camps across Greece during September 2016. EKKE received a special authorisation from the Greek Ministry of Interior and Administrative Reconstruction and the General Secretariat for Migration Policy to carry out interviews aiming to investigate the living conditions of refugees living in Greece, as well as to explore their short-term and long-term psycho-social care needs and assess post-war trauma amongst refugees. In addition, the REHEAL project has been expanded with an on-going pilot project called REHEAL-UaM.⁹⁴ For this project, the REHEAL team collaborates with the Harvard Program on Refugee Trauma (HPRT) of Massachusetts General Hospital and Harvard Medical School, to record and assess the traumatic experiences of unaccompanied minors living in various shelters in the broader area of Athens.

Eikemo stresses that these international collaborations enable, for the first time, opportunities for cross-continental comparisons of social inequalities in health and their determinants. Our consultation revealed that there are plans even at central ESS-level to contribute to expand these actions further, including even more countries and continents. In this perspective Eikemo's latest initiative, the International Centre for Global Health Inequalities Research (CHAIN) is highly relevant. CHAIN is a highly ambitious cooperation between NTNU and UNICEF, aiming to become a world leading centre within global health with particular focus on children and children's living conditions. Together with ESS, the CHAIN centre wants to develop replicated survey modules to apply in countries worldwide. This will be done by applying to calls for proposals to add external modules to surveys in different countries, like in the U.S., Greece and South Africa. CHAIN is not yet a formal research centre, but is aiming to become an important platform to bridge between research, policy and practice, involving partners such as Médecines Sans Frontières, the Red Cross and Gavi, the Vaccine Alliance.

In 2015 the CHAIN centre was identified by the Norwegian Government as one of the most innovative Norwegian solutions to improve global health. Among 116 submitted contributions to the Government's "Vision 2030" call for proposals, CHAIN was selected as one of the 29 best contributions. These were presented at the "Vision 2030" conference, as well as in a final report published by the Norwegian Agency for Development Contribution (Norad). The selected proposals were part of Norway's contribution to the negotiations in the UN on new sustainable development goals. CHAIN was also one of 34 (out of 150) centres that made it to the final round of the Research Council of Norway's call for applications to be awarded status as a Norwegian Centre of Excellence. The applications were assessed by an international Scientific Selection Committee, composed of members with extensive experience in high-level international research and in research management. However, CHAIN was not among the ten winning centres, and thus the search for external funding continues.

Teaching impact

It should also be mentioned that the article in the *European Sociological Review* presenting the health inequalities module, as well as the ESS Topline Results Series (Issue 6) presenting key findings, and 12 out of the 16 scientific articles in the special edition of the *European Journal of Public Health* is being

⁹⁴ <https://www.migheal.net/reheal-uam>

taught at Eikemo's university course Social Inequalities in Health at NTNU (master's and doctoral degree level). The course provides a description of how health in Norway and other European countries are distributed by various measures of social status and for various measures of health, and shows how health inequalities are measured, and how they evolve over time.

Reflection on pathways to impact

Several factors have made possible the impacts achieved here to date, and the wide range of impacts likely to occur as the various research and dissemination activities progress.

In the first instance, this case showcases the benefits of a long-term engagement with the ESS: Eikemo and colleagues were catalytic in creating the health inequalities rotating module, and have subsequently played a leading role in drawing on and disseminating the findings. The growing interest in health inequalities (at academic and policy levels) further ensured that the eventual data raised considerable interest.

Secondly, the importance of networks has been critical in terms of achieving the scale and breadth of actual and potential impacts here. Cooperation and exchange between the organising teams of several other social surveys in different countries (South Africa, Greece, USA) has been an important driver in the methodological impact of the ESS rotating module, and, consequently, for a growing international evidence base on the topic of health inequalities. Likewise, involvement of high-profile individuals and organisations have proven useful, especially in terms of potential non-academic impacts. This includes aspects such as Sir Michael Marmot's endorsement of the findings and, importantly, the involvement of EuroHealthNet and other organisations that either work in practical fields or specialise in knowledge transfer and communication of research findings into practical and policy realms.

Sources

Interviews:

- Terje Andreas Eikemo, Professor of Sociology at the Norwegian University of Science and Technology: 17.01.06 and 17.16.06.

Other sources:

- About the journal (n.d.). Retrieved from Oxford Academic website: <https://academic.oup.com/eurpub/pages/About>.
- Department for Business, Energy & Industrial Strategy of the United Kingdom (2016), Newton Fund: building science and innovation capacity in partner countries. Retrieved from: <https://www.gov.uk/government/publications/newton-fund-building-science-and-innovation-capacity-in-developing-countries/newton-fund-building-science-and-innovation-capacity-in-developing-countries>.
- EEA grants (n.d.), Health Inequalities Among Migrant Population (project description). Retrieved from: <http://eeagrants.org/project-portal/project/GRO7-0014>.
- Eikemo, T.A., Bambra, C., Huijts, T. and Fitzgerald, R. (2017), The First Pan-European Sociological Health Inequalities Survey of the General Population: The European Social Survey Rotating Module on the Social Determinants of Health, *The European Sociological Review* (2017) 33 (1): 137–153.
- EuroHealthNet website: <http://eurohealthnet.eu/>.
- *The European Journal of Public Health* (2017), Volume 27, Issue suppl_1.
- The European Social Survey ERIC (2016), *Social Inequalities in Health and their Determinants: Topline Results from Round 7 of the European Social Survey*. Available online at: http://www.europeansocialsurvey.org/docs/findings/ESS7_toplines_issue_6_health.pdf.

- The Greek National Centre for Social Research (EKKE) (n.d.), Health Inequalities Among Migrant Population (MIGHEAL) (project website): <https://www.migheal.net/>.
- HiNews project description (n.d.), Retrieved from the EuroHealthNet website: <http://eurohealthnet.eu/ciri/health-inequalities-european-welfare-states-hinews>.
- Lund, C. (2016, March 18), SFF: Thirty-four centres advance to the final round. Retrieved from: https://www.forskningsradet.no/prognett-sff/Nyheter/SFF_Thirtyfour_centres_advance_to_the_final_round/1254016874133&lang=en.
- Marmot, M. (2017), Roger Jowell's vision: European Social Survey, *The European Journal of Public Health* (2017) 27 (suppl_1): 1.
- New collaboration between European Social Survey ERIC and South African Social Attitudes Survey (n.d.). Retrieved from the European Social Survey ERIC website: <http://www.europeansocialsurvey.org/about/news/new0028.html>.
- Norwegian Agency for Development Cooperation (2015), Vision 2030 Final Report. Available online at: <https://www.slideshare.net/Visjon2030>.
- The Norwegian Ministry of Foreign Affairs (2014, September 9), The global health and innovation initiative Vision 2030 (press release). Retrieved from: <https://www.regjeringen.no/en/aktuelt/vision2030/id2001901/>.
- Norwegian University of Science and Technology (n.d.), SOS8529 - Social Inequalities in Health. Retrieved from: <http://www.ntnu.edu/studies/courses/SOS8529#tab=omEmnet>.
- Skjærseth, L.E. (2017, March 15), Unikt forskningscenter kan bli dynamitt. Retrieved from: <https://www.nrk.no/trondelag/-forskningssenter-kan-bli-dynamitt-1.13423345>.

22 Norway: NordMod 2030 – Informing perspectives for the Nordic model

Summary

Type: Non-academic impact

NordMod 2030 was a pan-Nordic research project carried out between 2012 and 2014. The aim of the project was to analyse the so-called Nordic model, which has been the object of much attention in recent years. ESS data helped form the basis for reflections on central topics such as trust and satisfaction with public services in the Nordic countries. The project was commissioned by the Co-operation Committee of the Nordic Social Democratic parties and trade union LOs (SAMAK) together with the Foundation for European Progressive Studies (FEPS). It formed the basis for the *Sørmarka Declaration*, a political manifesto on the future of the Nordic model based on social democratic values.

Context and starting point

This case study investigates impacts of the pan-Nordic research project “Erosion or renewal in the Nordic countries 2014–2030”, or NordMod 2030 for short, conducted in the period 2012–2014.

The small, open economies, generous welfare states, and highly organised labour markets of the Nordic countries have given rise to the notion of a distinct ‘Nordic model’. This model has been the object of much attention in recent years. The aim of the research project NordMod 2030 was to analyse the characteristics of the model, understand its future sustainability, and establish whether, and how, the Nordic model is being challenged by international and national transformations. Central questions to be answered were:

- What accounts for the fact that the Nordic countries score better than most other Western countries when it comes to economic development, social conditions, income distribution and employment?
- Can the Nordic countries manage to maintain their particular characteristics in the face of external and internal forces of change and crisis in the years up to 2030?⁹⁵

The project was commissioned by SAMAK⁹⁶ (joint Committee of the Nordic social democratic labour movement) and FEPS⁹⁷ (Foundation for European Progressive Studies). The SAMAK committee involves all social democratic parties and trade union organisations in the Nordic countries. The committee holds their Workers’ Congress every four years and aims to develop networks, educate shop stewards, exchange experiences, study common themes and design overall policy. In recent years SAMAK has been particularly active in securing and further developing the Nordic model. FEPS is a progressive European think tank working in close collaboration with social democratic organisations across Europe. The foundation’s main purpose is to nourish a progressive dialogue through research. The purpose of the NordMod 2030 project was to lay a foundation of knowledge for debates within the labour movement on the development and renewal of the Nordic model up to 2030.

The project was organised and directed by the Norwegian Research Foundation Fafo and its Institute for Labour and Social Research, in cooperation with a core group of researchers that included two participants from each of the Nordic countries (Norway, Sweden, Denmark, Finland and Iceland). In addition, several other researchers contributed to specific reports. Finally, a reference group was put together with the aim of constructively informing the execution and development of the project. The reference group was appointed by SAMAK and FEPS and led by the Secretary General of SAMAK together with representatives from FEPS and the Norwegian Confederation of Trade Unions. Members from the following organisations and parties constituted the group:

⁹⁵ <http://www.fafarkiv.no/nordmod2030/>

⁹⁶ <http://samak.info/>

⁹⁷ <http://www.feps-europe.eu/en/>

- The Danish Confederation of Trade Unions
- The Danish Social Democrats
- The Central Organization of Finnish Trade Unions
- The Sorsa Foundation⁹⁸
- The Social Democratic Alliance (Iceland)
- The Icelandic Confederation of Labour
- The Norwegian Confederation of Trade Unions
- The Labour Party (Norway)
- The Swedish Trade Union Confederation
- The Swedish Social Democratic Party

The research carried out in the project was based on a wide range of different data sources, including a number of surveys. Data from different rounds of the European Social Survey (ESS) helped form the basis for reflections on the following topics:

- Trust (social cohesion)
- Satisfaction with life
- Satisfaction with public services

According to the Managing Director of Fafo who is also one of the main researchers involved in the project, ESS is one of several databases frequently used by the institute. Thus it was a natural choice of data source also for researching certain themes in the NordMod 2030 project. In general, the choice of data source is dependent on the topical context of the research in question. In the NordMod 2030 project it was perceived as useful to have access to a comparable database showing attitudes in Nordic and other European countries, and the ESS proved to be an invaluable resource in this way.

Use of ESS

The NordMod 2030 project resulted in a total of 17 published sub-reports to the final report, including five country reports and a series of comparative thematic analyses. These were all summarised in the final report, *The Nordic model towards 2030. A new chapter?* The final report is partly retrospective and partly forward-looking, presenting key lessons and perspectives for the future. ESS data is referred to in two out of the report's 14 chapters. The researchers made use of ESS data (retrieved from the Norwegian Social Science Data Services) to make their own calculations. The findings are presented in figures and further discussed.

ESS data is used in the chapter, "Living conditions in the Nordic populations" aiming to illustrate the development of Nordic living conditions since 1990. The chapter makes use of a wide range of different indicators portraying developments central to the Nordic model. To have reference points outside the Nordic countries, developments in Germany and the UK are also displayed, selected because they are major European economies and have welfare models and work traditions distinct from the Nordics. The chapter makes frequent use of statistics from the Eurostat database to showcase how the Nordics have experienced both increased wealth and increased inequality. Other sources used are the World Bank Databank, the OECD Labour Force Statistics, the World Top Income Database and calculations from each country's statistics agency. However, wealth and income indicators alone do not provide information on how the population actually experiences life under the measured conditions. In order to present a 'behind-the-figures' perspective, the researchers make use of ESS data to show evidence of perceived overall life satisfaction among the Nordic population, both in 2002 and 2012.

ESS data also contributes with information on the populations' level of trust in the countries' respective parliaments for the same years. Trust is seen as an indication of social cohesion in a society, and both

⁹⁸ The Finnish Kalevi Sorsa Foundation is an independent and open social democratic think tank.

the chapter and the report's initial Introduction stress that trust is not only a result, but also an explanation, of the social outcomes achieved in the Nordic countries. Thus the possibility to showcase the level of trust among the population, and how it has evolved over time, is highly valuable. Moreover, the ESS-based analysis shows that confidence in parliaments has in fact dropped in several of the countries since the financial crisis, indicating that the generally high levels of Nordic trust cannot be taken for granted.

ESS data is also used in the chapter "The search for improved public services". In a section titled "Core welfare state services: Health, schools and caregiving" the researchers explain how the Nordic countries devote a high share of both GDP and total public expenditure to public services. Further, the section discusses if this translates into better-quality services in the Nordic countries compared to other countries. Due to high labour costs, the researchers see no automatic correlation between higher spending and higher quality. Moreover, a research-based picture of quality and efficiency of the public services across sectors is considered to be impossible to present, although some findings do indicate a relatively high level of efficiency in Nordic health services. However, neither resources spent nor efficiency achieved necessarily correlate with levels of public satisfaction with the services produced. Although a clear-cut picture is hard to obtain, ESS data allow the researchers to illustrate the situation. Providing valuable contextual data on how European citizens perceive their own national health care service and school system, ESS data from round 6 (2012) is used to showcase the level of satisfaction among the residents of the Nordic countries regarding the public services actually provided. Germany and UK are taken as reference points in this context. Although the picture is somewhat varied, the researchers conclude that the satisfaction in the Nordic countries is higher overall.

Outcomes and impacts

Media impact

A search for "NordMod 2030" in the Nordics-oriented media archive Retriever⁹⁹ shows that the project short-name has been mentioned on a total of 131 occasions since 2014 (year of publication) in print and online sources (newspapers, magazines, journals etc.) from Norway, Sweden, Denmark and Finland. The Retriever archive is Scandinavia's largest supplier of media monitoring and media analysis, and covers print and online sources from all Scandinavian countries in addition to a wide range of Nordic and international online sources.

The articles in the larger newspapers are op-eds, and what is mainly brought up about the report is the growing inequalities in the Nordic countries. The report is cited in the Norwegian daily newspaper *Aftenposten*, noting that if the Nordic inequalities continue to grow and follow the trend that has been developing since the 1990's in Sweden, the Nordic countries will by 2030 be as unequal as Italy is today.¹⁰⁰ An op-ed in Swedish daily newspaper *Dagens Nyheter* (DN), written by Stefan Löfvén (leader of the Swedish Social Democratic Party and current Prime Minister of Sweden), together with Karl-Petter Thorwaldsson (president of the Swedish Trade Union Confederation), stresses the same points as the op-ed in *Aftenposten*.¹⁰¹ The DN op-ed, published in the section "Valet 2014" ("Election 2014") emphasises three warning signals as a result of the report: increasing youth unemployment, increasing privatisation, and the highest share of poverty in Sweden in 20 years (measured as a proportion of the population with incomes less than 60 per cent of the median income).

Policy impact

The most significant impact of the NordMod 2030 project is that it formed the basis for the *Sørmarka Declaration*, a 33-page political declaration adopted by the Nordic Workers' Congress held by SAMAK on 12 November 2014 at Sørmarka, outside Oslo, Norway. First held in 1886, The Nordic Workers' Congress is SAMAK's highest body, gathering all member parties and organisations every four years.

⁹⁹ <https://www.retriever-info.com/>.

¹⁰⁰ Ørjasæter, E. (2014, November 27), Norden blir som Italia, *Aftenposten*.

¹⁰¹ Löfvén, S. and Thorwaldsson, K.-P. (2014, March 14), Sverige har nu den största andelen fattiga i Norden, *Dagens Nyheter*.

NordMod 2030, underpinned in important parts by ESS data, is the foundational evidence base for major agenda-setting for social democratic future perspectives in the Nordics, and even beyond.

With an introduction signed by the then President of SAMAK, Swedish Prime Minister Stefan Löfvén, the Sørmarka Declaration is a political answer to the main challenges for the Nordic model pointed to in the NordMod 2030 project. In addition, it is a platform for further development of policies both on a Nordic and a national level. In other words, the Sørmarka Declaration is a political manifesto on the future of the Nordic model based on social democratic values.

The NordMod 2030 project has also received attention outside the Nordic area. President of the Party of European Socialists (PES)¹⁰² Sergei Stanishev spoke at the 2014 Nordic Workers' Congress at Sørmarka, making reference to NordMod 2030, which was presented at the Congress. He underlined that “the Nordic model could be a model for Europe”, specifically the Nordic labour market model. Talking about the economic crisis, Mr Stanishev stated that:

Europe and the Nordic model can and must go hand in hand. It is only by sticking together, and learning from the best examples we have to offer that we can overcome the crisis. The most important thing is that we, the labour movement of the Nordic region and the rest of Europe, keep on working together to make Europe more social and more democratic.¹⁰³

Most recently, on April 5 this year, the current President of SAMAK, Mr Jonas Gahr Støre, leader of the Norwegian Social Democratic Party, sent a letter to President Gianni Pittella of the S&D Group¹⁰⁴ in the European Parliament, highlighting political priorities in the run up to the European elections in 2019. The letter promotes seven goals based on the Sørmarka Declaration and the resolution adopted at the SAMAK annual meeting of 2017. In the concluding remarks of the letter, Mr Støre states:

[...] the Nordic countries have had quite favourable economic and societal developments for many years. However, we still need support and attention from our European partners to safeguard and improve further the Nordic model. [...] An important part of policymaking must be to identify the future possibilities – and to communicate clearly these visions and the road map to reach them.¹⁰⁵

Reflection on pathways

Several factors have made possible the impacts achieved here to date, and the wide range of impacts likely to occur as the NordMod 2030 project and the Sørmarka Declaration continue to inform actors of the social democratic movement and other policymakers and stakeholders with an interest in the characteristics and future of the Nordic model.

Firstly, this case showcases particular benefits of using ESS data to complement other statistical datasets when conducting social research. ESS added valuable contextual data to the researchers' evidence base that helped significantly strengthen some key sections of the NordMod 2030 final report.

Secondly, the importance of networks has been critical in terms of achieving the scale and breadth of actual and potential impacts here. Commissioned by two central and significant actors of the Nordic and European social democratic and progressive movement, SAMAK and FEPS, the NordMod 2030 project was guaranteed to be the subject of great attention when presented and disseminated to an audience reaching beyond the social democratic sphere – including major daily newspapers. The involvement of

¹⁰² PES assembles the Socialist, Social Democratic, Labour and Democratic Parties from all over the European Union and Norway.

¹⁰³ <https://www.pes.eu/oc/en/news-events/news/detail/PES-President-at-SAMAK-Congress-Europe-and-the-Nordic-Model-can-and-must-go-hand-in-hand>

¹⁰⁴ Group of the Progressive Alliance of Socialists and Democrats in the European Parliament.

¹⁰⁵ <http://samak.info/wp-content/uploads/2017/04/Letter-April-5-2017-from-SAMAK-to-SD-group-European-Parliament.pdf>

high-profile individuals throughout, both from the political and stakeholder spheres has further strengthened the level of impact of the NordMod 2030 project and follow-up actions.

Sources

Interviews:

- Tone Fløtten, PhD, Managing Director of the Research Foundation Fafo: 17.01.06.

Other sources:

- Dølvik, J.R., Fløtten, T., Hippe, J.M. and Jordfald, B. (2015), *The Nordic model towards 2030. A new chapter?* Fafo report 2015:07. Available online at: <http://www.fafo.no/images/pub/2015/20412.pdf>.
- Foundation for European Progressive Studies' website: <http://www.feps-europe.eu/en/>.
- Löfvén, S. and Thorwaldsson, K.-P. (2014, March 14), Sverige har nu den största andelen fattiga i Norden, *Dagens Nyheter*. Retrieved from Retriever media archive: <https://www.retriever-info.com/>.
- NordMod 2030 website: <http://www.fafoarkiv.no/nordmod2030/>.
- PES President at SAMAK Congress: "Europe and the Nordic Model can and must go hand in hand" (2014, November 11). Retrieved from the PES website: <https://www.pes.eu/oc/en/news-events/news/detail/PES-President-at-SAMAK-Congress-Europe-and-the-Nordic-Model-can-and-must-go-hand-in-hand>.
- Retriever media archive: <https://www.retriever-info.com/>.
- SAMAK (Co-operation Committee of the Nordic Social Democratic parties and trade union LOs) website: <http://samak.info/>.
- SAMAK (Co-operation Committee of the Nordic Social Democratic parties and trade union LOs) (2017, April 5), SAMAK call on S&D Group priorities (letter to the S&D Group of the European Parliament). Retrieved from: <http://samak.info/wp-content/uploads/2017/04/Letter-April-5-2017-from-SAMAK-to-SD-group-European-Parliament.pdf>.
- SAMAK (Co-operation Committee of the Nordic Social Democratic parties and trade union LOs) (2014), *The Sørmarka Declaration*. Available online at: http://samak.info/wp-content/uploads/2015/11/Sormarka-declaration_English.pdf.
- Ørjasæter, E. (2014, November 27), Norden blir som Italia, *Aftenposten*. Retrieved from Retriever media archive: <https://www.retriever-info.com/>

23 Poland: Paving the way towards improved official statistics

Summary

Type: non-academic impact

Practices at Poland's Central Statistical Office (Główny Urząd Statystyczny; GUS) were understood to be "old-school" and fairly outdated; Former lecturers of GUS employees provided methodological training sessions, and assessed and discussed some of GUS's weaknesses by reading some of the Office's reports, tailoring their training sessions accordingly. The sessions were met with a great deal of interest and "planted the seed" in the minds of employees that changes in practices were a real possibility at the Office. A European programme (ESS Vision 2020) to carry out reforms to standardise official statistics agencies is perceived as a factor that may give impetus to GUS to carry through optimisations highlighted through the ESS training.

Context and starting point

The Central Statistical Office (GUS) is a Polish government agency tasked with the collection and diffusion of economic and social statistics taken at the national, regional, and local levels. The indicators the Office employs are predominantly descriptive, encompassing data for the country's economic sectors and demographic data for the population for monitoring and forecasting purposes. It carries out statistical surveys that are considered independent and reliable, and their results are treated as official statistical data that is deemed objective and valuable for the country's societal, organisational, and administration levels.

GUS and its regional offices represent one of the two types of organisational units within the Polish system of official statistics, the other being the National Bank of Poland and diverse central bodies of state administration that undertake surveys in concordance with regulations relating to the Council of Ministers Programme of Statistical Surveys of Official Statistics.

Formed in 1918, GUS's methodological practices and the tools in use are understood to have remained relatively static for a considerable length of time, with some employees stating that the overall methodological style had remained largely unchanged for at least thirty years. Occasional changes to methods and practices do take place, mostly due to changes in Eurostat. Although GUS attempts to the best of its ability to match its research to the needs of its data recipients, some employees have felt that any changes to methods and practices do not go far enough and that more can be done in terms of modernisation. It was in this context that methodological training sessions based on ESS data took place for staff at GUS, the focus of this case study.

Two individuals who were lecturers at a local University (the Institute of Philosophy and Sociology at the Polish Academy of Sciences) and considered experts within the field of sociological research methods and techniques were invited to GUS to present lectures based on ESS data. Such training sessions are not uncommon within GUS and are based on the needs and instigation of employees. The training sessions' organisation and the participation of the lecturers was made possible due to the lecturers' links with staff members at GUS who are or had previously been students in the lecturers' classes and had appreciated the content of the lectures they had attended.

The purpose of the training sessions was to show members of staff at GUS how the formulation and organisation of surveys could differ in practice across organisations. The purpose was not overtly to change the work practices within the Office or to work towards a particular goal that the organisation had set itself; rather, the lectures were aimed at supplementing and clarifying employees' knowledge regarding the preparation and implementation of questionnaire surveys and to get an insight into different methods used by the ESS. Whilst evaluating these methods was not the predominant goal, the GUS employees who had invited the lecturers nevertheless felt it was important to showcase good practice according to ESS methods.

Staff at GUS undertook a one-day training session presented by the researchers in the form of a lecture, followed by a discussion at three yearly intervals (2011, 2012, and 2013). Roughly 40 members of GUS staff attended each training session. Members of staff who participated came from different units within the organisation, but each of the participants' work at the organisation was in some way related to surveys, including GUS staff working on EU-SILC (European Union Statistics on Income and Living Conditions).

Use of ESS

The training sessions' use of ESS was predominantly at a methodological level. The lectures consisted of discussing the formulation and organisation of surveys, including the assumptions and limitations of surveys, the different types of questions one could use, the inherent rules for creating a questionnaire, how to ensure successful implementation and maintain quality control, as well as the most common mistakes and pitfalls one could face in organising a survey. The lecturers also discussed data collection methods and discussed the benefits and drawbacks of pen and paper interviewing compared to the use of tablets and laptops. The lecturers exemplified these issues by comparing them to good practices within ESS surveys.

The material used in the lecture was not, however, exclusively based on ESS data. Those responsible for the training sessions within the Office also handed previous examples of GUS surveys to the lecturers, who carefully dissected these to explain some of their flaws. Some of the problems within questionnaires at GUS were already recognised and reported by employees who had used them in interviews, although the lecturers' comments remained useful as feedback. The majority of the presentation was nevertheless based on ESS data in the sense that it consisted of a presentation of the methods and techniques used in ESS data collection and survey formulation. The lecturers explored ESS reports for the purposes of the lecture, showing the participants the most important considerations that needed to be taken into account at the incipient stage of a survey and questionnaire in order to get the correct results.

Outcomes and impacts

Among GUS staff, immediate reactions tended to be positive regarding the content of the seminars; they felt that it was insightful and useful to know and understand sociological research methods and techniques that differed to those to they had become accustomed within GUS. However, a brief internal evaluation carried out immediately after the seminar concluded that there was a high degree of scepticism that the ESS research methods and techniques could be transposed to the work context of GUS in the short-term. This was predominantly connected to the rules and procedures present at GUS.

While many employees enjoyed the seminars, many also doubted the ESS methods' applicability to their work practices. They appreciated learning about new methods of data collection and evaluation but, for numerous reasons including that of being overloaded with work, some felt that it would be difficult to integrate these practices into the workload of the Office. The participants of the training sessions also tended to be employees in lower positions and there was not a sizeable presence of management staff. Therefore, there were no employees present at that time who could make a definitive decision. This was another of the cited reasons explaining why staff were sceptical about the idea that practices and methods at GUS would change in the short term.

Yet, the training sessions "planted the seed" of an idea into employees' minds that changes were possible, meaning that it should not be ruled out that more substantive impacts may occur in the future. The idea that there was also the possibility of standardising statistical production in Europe into a generic catch-all model in the coming years was also touted as a source of hope that changes in organisational practices would take place. This was mainly represented by the European Statistical System's 'ESS Vision 2020' programme,¹⁰⁶ which is described as a common strategic response to the challenges that official statistics is facing. The programme aims to instigate greater coordination and standardisation between European statistical agencies so that in the medium- to long-term data better dissemination tools are made available and a process of modernisation takes place for a better degree of interchangeability. The

¹⁰⁶ <http://ec.europa.eu/eurostat/web/ess/about-us/ess-vision-2020>

programme is composed of multiple projects in different thematic areas that aim to lead to greater harmonisation between national agencies. GUS staff stated that they are now better equipped to accept and deal with the forthcoming change after having seen the best practices of ESS surveys.

As a result of the ESS-based seminars, GUS staff have a better understanding of various research methods and techniques. The ESS sessions had a lasting effect on employees, and they are now better prepared to deal with likely future changes to methods and practices as a result.

Reflection on pathways

There was a mitigated outcome of the ESS training sessions with, on the one hand, no fixed, measurable changes having occurred within the Office and, on the other, a definitive change at the conceptual level in terms of employees' understanding of the issues and their preparation with regard to future change.

The main impediment that is understood to have blocked the emergence of any concrete, substantial impacts is at the organisational level of the GUS itself, insofar as the organisation's rules and procedures show a certain rigidity which makes changes to practices harder to achieve. The organisational practices at GUS are described by interviewees as being "strict", "old-school", and having remained unchanged for "30 years". However, although the Office did not have the resources or to a certain degree the disposition to carry out changes in the short-term, proposed reforms to European statistical agencies in the form of the ESS Vision 2020 programme mean that changes could be expected in the in the medium- to long-term.

The success ingredients in this pathway ultimately lie with employees' willingness for change, the personal links that employees had with experts in ESS methods and practices, as well as the existence of an external impetus in the form of the ESS Vision 2020.

Sources

Interviews:

- Marta Jankowska, from the Department of Education and Development at GUS: 14/06/17

Other sources:

- European Commission (2017). "Central Statistical Office, Poland" [online]. Available at: <http://inspire.ec.europa.eu/LMOS/central-statistical-office-poland>
- European Commission (2017) "The Polish System of Official Statistics" [online]. Available at: <http://ec.europa.eu/eurostat/documents/64157/4372828/PL-description.pdf/d35f8a02-4f21-46ca-bd0a-af3b1c3a6f73>
- European Statistical System (2017) "Building the Future of European Statistics", [Online]. Available at: <http://ec.europa.eu/eurostat/web/ess/about-us/ess-vision-2020>

24 Poland: Henryk Domanski – moving social stratification research to the next level

Summary

Type: academic impact

Professor Henryk Domanski (Polish Academy of Sciences) has worked on many aspects of social stratification since the 1990s and was involved with the ESS since its early days, at one point serving on the Scientific Advisory Board (SAB). Though his work was already well known and highly regarded in the 1990s, the ESS allowed him to add a robust and systematic cross-national comparative dimension to his work. Prof. Domanski has drawn on the ESS in over 20 publications. Besides making him an academic authority in the field of social stratification, he also draws heavily on the ESS in his regular public contributions (radio and TV), as well as in his teaching to PhD students at PAN.

Context and starting point

Henryk Domanski is Professor at the Institute of Philosophy and Sociology of the Polish Academy of Sciences (PAN).¹⁰⁷ He is currently heading the Social Structure Research Team and the Team on Methods and Techniques of Sociological Research. He has been a major figure in the Polish Social science community for some time: His work on many aspects of social stratification and social mobility stretches back to the 1980s. His work prior to the creation of the ESS already included comparative dimensions where possible. However, in the absence of a high-quality data source that covered many countries of interest, his work at this time tended most often to include only two or a small number of countries, drawing on various sources available at the time.

He was the Director of the Institute of Philosophy and Sociology of the Polish Academy of Sciences from 2000 to 2012, which corresponds to the period when he intensively used the ESS data for his research activity. Prof. Domanski has been involved with the ESS since its planning phase in the late 1990s and was appointed as a member of the Scientific Advisory Board (SAB) of the ESS in 2002. As both a user and as a member of the SAB of the ESS, Prof. Domanski participated in the discussion on comparability of variables. He also contributed to methodological advancements in that regard, in particular on relationships across variables.

Use of ESS

Prof. Domanski has been involved with the ESS since the beginning and is acknowledged as one of the central figures of the ESS in Poland, both in terms of organising and raising its profile, as well as in terms of conducting ESS-based research. Critically, the ESS provided him with a dataset that is of high enough quality and broad enough country coverage to enable research work that moves decisively beyond a research focus on Poland, or comparative work between Poland and one or a small number of other countries, to a European cross-national perspective.

With this broader perspective, the ESS enabled analysis and statistical tests on a wide range of factors pertaining to social stratification and mobility. Given the broad topical nature of the ESS, these could also include variables not immediately related to these themes, but may show up interesting relationships to them. The country coverage meant that international comparison became possible, and in particular allowed comparisons between different groups of countries. Notably the ‘western’ European ones on one hand, and post-communist countries on the other.

Outputs and added value ESS

Since 2003, Prof. Domanski has published significant amounts of research based at least in part on the ESS. This includes journal articles, monographs, edited volumes and book chapters. Drawing on the ESS

¹⁰⁷ <http://www.ifispan.pl/members/hdomanskifispan-waw-pl/>

bibliography, Web of Science and Prof. Domanski's own assessment, we identified a total of 22 ESS-based published academic outputs either authored or co-authored by Prof. Domanski between 2002 and 2016.

Many of the earlier publications are mostly written about the Polish context and for a Polish audience. However, in the period from 2005 to 2010, Prof. Domanski was able to broaden his audience and published papers in several internationally-recognised, English-language journals, including *European Societies* and the *European Sociological Review*. A full table of Prof. Domanski's ESS-based publications is appended to this case study.

Dissemination

In terms of research, academic publications are the central dissemination path of Prof. Domanski's work. As evidenced by his publication list, this involved journal articles, monographs, book chapters and edited volumes.

However, beyond using the ESS to conduct and expand his own research, Prof. Domanski also spends time on dissemination and raising awareness of the ESS. After each ESS round, the Polish Academy of Sciences organises an international research conference in Warsaw, attended by high-level researchers. The audience is made up of sociologists as well of policy-makers, in which he plays a significant part.

In addition, Prof. Domanski has a high profile as a public intellectual in Poland: he regularly features as a guest on topical TV and radio broadcasts, where he comments on and presents concrete facts about various topical issues. Whilst he does not present directly on the ESS in these capacities, he has on many occasions cited ESS data in these public domains to substantiate his comments and contributions.

Furthermore, dissemination of ESS data and ESS-based findings also occurs through teaching: PAN is foremost a research organisation so teaching is not a priority here. However, there are teaching modules in the context of doctoral training, so Prof. Domanski has taught many doctoral students. He is particularly well known for his course on social stratification, which draws heavily on the ESS for its teaching materials. Many doctoral candidates in the social sciences attend this course, and several consultees for this study noted that it plays a part in students' decisions to use the ESS in the context of their doctoral research.

Outcomes and impacts

In the 1990s, Prof. Domanski was already a well-established authority on social stratification and mobility in Poland. However, the ESS allowed for substantial further development of his work. The availability of high quality data covering a large range of European countries had two main benefits: firstly, the capacity for broader and more systematic cross-national comparison made a far greater range of statistical tests possible, which gave his research more technical scope. Secondly, including a greater range of countries in his analysis also expanded the relevance of his work. Though assessing trends and developments on Poland and neighbouring countries remained an important focus of his work, the ESS made Prof. Domanski's work more international in nature, thereby increasing its reach and international relevance.

Aside from the substantive content of his research outputs, Prof. Domanski's publication record provides evidence of this transformation facilitated by the ESS. From the mid-2000s onwards, articles in English language journals appear frequently in his work, and some of these have had a notable citation impact: his article in *European Societies* ('Educational Homogamy in 22 European Countries', 2007) has 45 listed citations on Google Scholar and his article in the *European Sociological Review* has 12 ('A new dimension of social stratification in Poland? Class membership and electoral voting in 1991–2001', 2007). The former of the two has a normalised citation score of 0.64, which is a relatively high score in the context of Poland.

However, it is critical of course to look beyond just the metrics (though they certainly indicate some impact). This is especially true in this case, as much of Prof. Domanski's work focuses on the Polish context, evidenced above all by the large volume of his Polish language publications.

Despite its importance in this sense, international research information systems do not pick up much of the effects of academic work at the national level. However, our consultations with other social researchers in Poland revealed that Prof. Domanski's work is seen as a benchmark of high-quality research on social stratification and mobility in Poland. Many of his works were noted as important landmark publications in the field, such as *Social Stratification and Political Behaviours. European Countries in 2002-2012* (2015), co-authored with Artur Pokropek and Tomasz Zoltak. This particular book draws heavily on several waves of ESS data, and is used not only as a reference point by other academics in their research, but also as a teaching resource.

Indeed, Prof. Domanski's use of the ESS also extends to his teaching of PhD students at PAN. Several students who have attended his course have made at least some use of the ESS in their doctoral studies, and his course on social stratification was acknowledged as one factor influencing this choice of data source.

Whilst Prof. Domanski has spoken regularly on a range of issues in the Polish news media, often basing his contributions at least in part on findings from the ESS, no concrete non-academic impacts are known to have arisen from this. However, he is acknowledged in our consultation as an important public intellectual who has likely had impacts on public debates and understanding around a range of sociological topics and current events.

More broadly, given his central involvement in the ESS in Poland, as a preeminent researcher, teacher to PhD student, public intellectual and, importantly, as a leading figure in organising and raising awareness of the ESS, the overall rising numbers of ESS users across different user groups are almost certainly in part attributable to his efforts.

Reflection on pathways

Between 2002 and 2012, Prof. Domanski made extensive use of the ESS in all the various contexts noted above. However, since 2012, he has barely used these data because of the change in the coverage of countries. In particular, the fact that Russia, Bulgaria, Romania and Ukraine were not covered during the 7th round considerably limited his interest in the ESS data.

In this sense, Prof. Domanski's case is especially important in that it illustrates on the one hand the strengths of the ESS and the high-quality academic and non-academic work that is facilitated through it and, on the other, the importance of consistent coverage of countries over time. Every research interest is different, and each will depend on different key countries being included in the ESS. As some key countries for Prof. Domanski's research dropped out, the ESS was instantly reduced in value to his research. Avoiding such 'drop-outs' is critical to maintaining – and indeed increasing – the value and impact of the ESS to the greatest possible number of users and research endeavours.

Besides the typical academic dissemination channels (journal articles, monographs, conference papers), Prof. Domanski is also active in the public sphere with regular appearances on TV, radio and other media. Whilst he often draws on the ESS in these contributions, a survey tool itself is unlikely to be the central object of interest for a discussion in the news media. However, the ESS provides supporting data and insight on a wide range of social and political issues frequently discussed in the public domain. As such, the case of Prof. Domanski highlights that when academics are included in such discussions, they may use the ESS to support their insights, which creates public awareness of the ESS by proxy: not as a central object of interest, but as a visible tool, on which important contributions to public debates can be based.

Appendix: list of Prof. Domanski's ESS-based publications

English title	Original title (if different)	Author(s)	Publication details	Year/type
Chapter on marital homogamy		H. Domański, D. Przybyśz & A. Pokropek	Paweł B. Sztabiński (Ed.) Polska-Europa. Wyniki Europejskiego Sondażu Społecznego 2002-2015. (Poland - Europe. Findings from the European Social Survey 2002-2015.)	2016 Book chapter
Empirical test of political dealignment in European countries			Paweł B. Sztabiński • Henryk Domański • Franciszek Sztabiński (Eds.) Hopes and anxieties. Six waves of the European Social Survey	2015 Book chapter
Social stratification and political behaviours. European countries in 2002-2012	Stratyfikacja społeczna a zachowania polityczne. Kraje europejskie w latach 2002-2012	H. Domański, A. Pokropek & T. Żółtak	Wydawnictwa IFiS PAN: Warsaw	2015 Book/ monograph
Chapters on trust and participation in the social protests	Zaufanie między ludźmi / Zaufanie do instytucji / Udział w protestach	H. Domański	Paweł B. Sztabiński & Franciszek Sztabiński (Eds.) Polska - Europa. Wyniki Europejskiego Sondażu Społecznego 2002-2012 (Poland - Europe. Findings from the European Social Survey 2002-2012) Wydawnictwa IFiS PAN: Warsaw	2014 Book chapters
Protest activity in European countries	Not available (but published in polish)	H. Domański	Studia Polityczne, volume 32	2013 Journal article
Social position and support of the political-economic system – the European context	Pozycja społeczna a poparcie dla systemu polityczno-ekonomicznego: kontekst europejski	H. Domański & K. M. Słomczyński.	Henryk Domański and Andrzej Rychard (Eds) Legitymizacja w Polsce. Niestający kryzys w zmieniających się warunkach (Legitimization in Poland. Pertinent Crisis under Changing Conditions). Warszawa: IFiS PAN	2010 Book chapter
How to Model Parental Education Effects on Men and Women's Attainment? Cross-National Assessments of Different Approaches		I. Tomescu-Dubrow & H. Domański	Ask. Research & Methods 19/1	2010 Journal article
21st Century Cinderella		H. Domański & D. Przybyśz.	Academia 3(19)	2009 Journal article
Educational homogamy in 22 European countries		H. Domański & D. Przybyśz	European Societies: The Official Journal of the European Sociological Association 9/4	2007 Journal article
A New Dimension of Social Stratification in Poland? Class Membership and Electoral Voting in 1991–2001		H. Domanski	European Sociological Review 24/2	2007 Journal article
The Impact Of Class Identity On Electoral Choices In 1991-2001		H. Domanski	Stud Socjologiczne 4(183)	2006 Journal article
Just one Poland or many different countries?	Polska jedna czy wiele?	P. Śpiewak, H. Domański & A. Rychard	Trio: Warsaw	2005 Book/ Monograph
The choice among alternative versions of the questions in the interview questionnaire?	Wybór między alternatywnymi wersjami pytań w kwestionariuszu wywiadu?	H. Domanski	Przegląd Socjologiczny	2005 Journal article
Determinants of legitimization in Europe: an empirical analysis for 21 countries		H. Domanski	Empiria 8/1	2005 Journal article
About the social mobility in Poland	O ruchliwości społecznej w Polsce	H. Domanski	Wydawnictwa IFiS PAN: Warsaw	2004 Book/ monograph
Barriers of the particularism	Bariery partykularyzmu	H. Domanski	Krytyka Polityczna, vol.5	2004 Journal article
Legitimization in 21 European countries		H. Domanski	Polish Sociological Review 4 (148)	2004 Journal article

English title	Original title (if different)	Author(s)	Publication details	Year/type
Selection to the secondary school and academic level by the socio-economic origin status	Selekcja pochodzeniowa do szkoły sredniej i na studia	H. Domanski	Studia Socjologiczne 44/2	2004 Journal article
	Niepokoje Polskie	A. Rychard, A. Ostrowska & H. Domański	Wydawnictwo: IFiS PAN: Warsaw	2004 Edited Volume
Analysis of the usefulness of EGP as the index of the social position	Analiza przydatności EGP jako wskaźnika pozycji społecznej	H. Domański & D. Przybysz	Ask, Społeczeństwo, Badania, Metody Issue 12	2003 Journal article
How do we understand the integration?	Jak rozumiemy integracje?	H. Domanski	Res Publica Nova Issue 5	2003 Journal article
Growing inequalities and the rise of the 'meritocracy' in Poland		H. Domanski	Structural Change and Modernization in Post-Socialist Societies (finds EDS!!)	2003 Book chapter

Sources

Interviews with Prof. Henryk Domanski:

- 24 July 2017
- 07 August 2017

Further interviews:

- Weronika Boruc (taught by prof. Domanski during her PhD): 09 August 2017-08-09
- Irina Dubrow (Tomescu) (Institute of Philosophy and Sociology, Polish Academy of Sciences): 14 August 2017
- Bogdan Mach (Professor at the Department of Socio-political systems, Polish Academy of Sciences): 14 August 2017

25 Portugal: ESS for Justice – using ESS data in the training of judges

Summary

Type: Non-academic and teaching impact

The Centre for Judicial Studies (Centro de Estudos Judiciários, CEJ) is responsible for both the initial and ongoing training of judges and public prosecutors in Portugal. The chairman of the centre was already familiar with the ESS data as he is a professor at the University of Lisbon in Law and follows the ESS online newsletter. The chairman decided to include data on the evaluation of justice and trust in judicial institutions in the curriculum for the training of future judges and public prosecutors. It was used as a tool to better understand the weaknesses and strong points of the judiciary, including a comparative perspective, and as a starting point for a debate on how the judicial service should interact with the perceptions of the community.

Context

The Centre for Judicial Studies was founded in 1979 and falls under the responsibility of the Ministry of Justice. It is tasked with providing both the initial training of judges and public prosecutors, as well as ongoing training and workshops. The initial training consists of a theoretical and practical phase, as well as a probationary stage. The initial phase takes place at the CEJ's premises and sets out to ensure that trainees develop all the relevant qualities and technical skills required for the judicial functions. The subjects of the theoretical and practical phase are categorised in three groups:

- General: Constitutional Law, Ethics and Deontology, Judicial organisation and Judicial Institutions, and Foreign Languages;
- Specialised: European and International Law, Administrative Law, Forensic Medicine, Judicial Psychology, and Judicial Sociology;
- Professional: Civil Law and Procedure, Criminal Law and Criminal Procedure, Family and Children's Law, and Labour Law and Procedure

The initial training activities held in the first cycle include group training sessions, case discussion, mock trials and seminars. The ongoing trainings are devised each year by the CEJ, in cooperation with the High Councils of Judges, Administrative Judges and Public Prosecutors, with the purpose of deepening knowledge and facilitating contact and exchange of experiences. For the academic year commencing in 2017, a total of 126 positions at the CEJ are available; 42 for future magistrates and 84 for future public prosecutors.¹⁰⁸

The CEJ is also a focal point of discussions surrounding the justice system. Part of its mission and appointed task is to “carry out investigation and study activities regarding judicial matters”. They organise workshops, conferences and seminars on relevant topics or ideas affecting the judicial system of Portugal. The overall justice system of Portugal has undergone many changes and reforms in the last forty years.¹⁰⁹ Though the problems that had been associated with the Portuguese judicial system are multiple and complex, in short, the system was overburdened and operationally suboptimal. In that regard, the ESS 2011 module on Trust in Justice provided insight not only into Portugal's own relationship between the judiciary and citizens, but offered a comparative perspective across Europe. The findings from the ESS study partly informed reforms that took place in 2014.

¹⁰⁸ Estudante De Direito. Website. Accessed 02-06-2017. <http://www.udireito.com/2017/cej-abre-concurso-de-ingresso-com-126-vagas/>

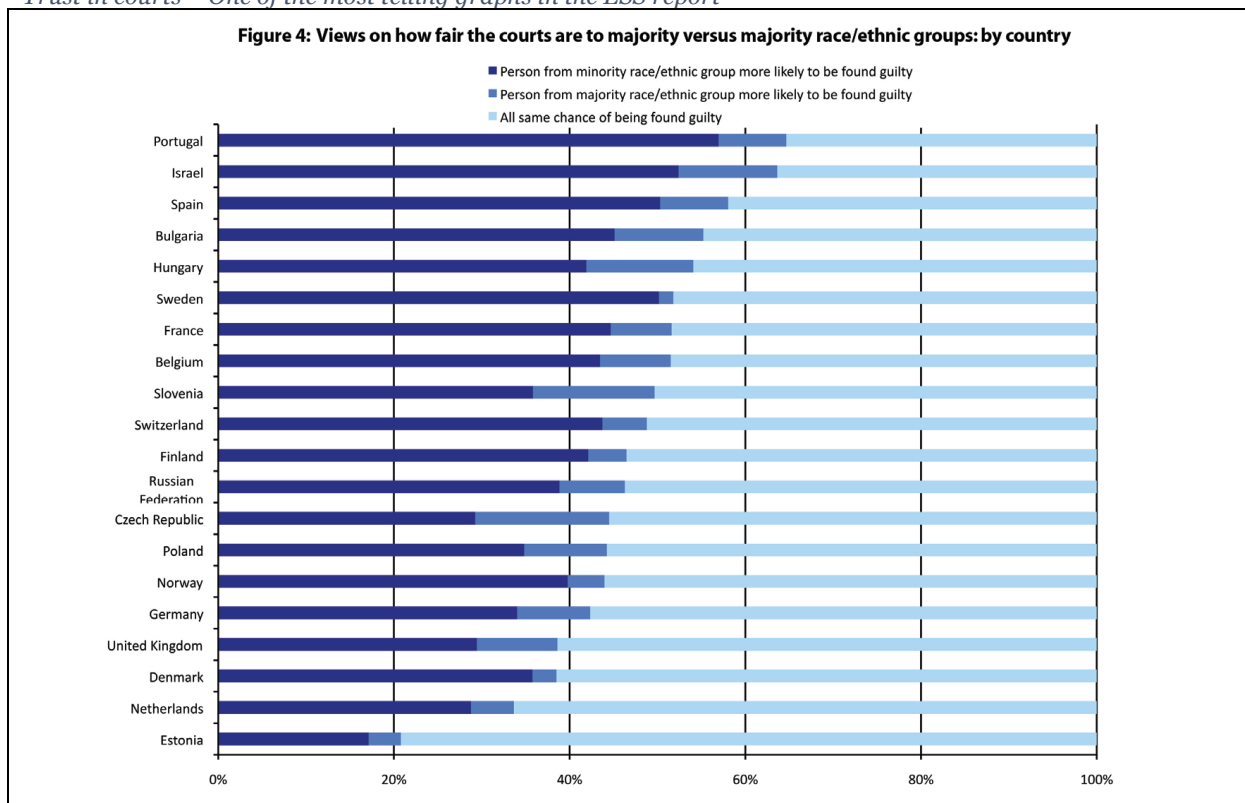
¹⁰⁹ For an overview, see: Dias, João Paulo. “The transition to a democratic Portuguese judicial system: (delaying) changes in the legal culture.” In *International Journal of Law in Context*, 12,1 pp. 24–41 (2016).

Context and starting point

When the Chairman of the Centre of Judicial Studies read in the ESS newsletter about the module on ‘Trust in Courts’, he felt that it would be a good fit with the training programme of judges and public prosecutors. He introduced the data into the curriculum, so data from ESS Round 5 were used in the training of future judges and public prosecutors in Portugal. This process of integration took almost a year, as the course had to be designed, approved and fitted into the existing schedule. This process started with the Chairman sharing the data with the faculty which led to some informal discussions on Portugal’s position on the topic of ‘Trust in Courts’.

The figure below shows the performance of Portugal in comparison to other European countries from the ESS report. Many members of faculty felt that such large distrust in the judiciary in Portugal should in some way be reflected in the curriculum of future judges and public prosecutors. The committee at the Centre of Judicial Studies, tasked with the content of the training programmes for judges and public prosecutors, therefore convened a new course based on the data found in the ESS study. The main aspect that made the ESS relevant was Portugal’s poor performance in trust in courts, highlighted through comparison with other European countries.

Trust in courts – One of the most telling graphs in the ESS report



Source: European Social Survey Round Five, 2010

The data allowed for an entirely new seminar that did not exist previously and, in addition, two conferences were hosted to discuss the data with a wider audience within the judicial community. Externally, the Chairman was the main driving force to ensure the incorporation of ESS data into the training curriculum. He was also the driving force behind a conference held for sitting judges and public prosecutors around this theme.

ESS data offered an insight into trust in the judiciary that had not been published before. Portugal does not have a strong tradition of surveying and the fact that this was coordinated externally enhanced the perception that the results could be trusted. The new course was valued highly according to the

Chairman of the CEJ. It provided insight in how the judiciary should interact with the community, given that there were such low levels of trust.

Results

Two outcomes occurred as a result of the ESS data on justice and perception. Firstly, a course was developed to educate both trainee and sitting judges and public prosecutors on the perception of the judiciary system by the public. The data were used in seminars, providing an alternative type of information, next to the technical skills that the field of law requires. The course evolved making future judges and public prosecutors aware of the different perceptions that the public holds about the judiciary. It also focused on how to incorporate those sentiments and perspectives into the court room. In other words, the course was also used to learn how to interact better with people who hold such perceptions and ideas on justice when they are in the courts.

“This specific survey was really a tool we added to the programme of the future judges. We wanted to show them the importance of understanding what the perception is of what the judiciary does.” (Quote from interview with the previous Chairman of the CEJ)

Secondly, two conferences were organised to further discuss the data. For this, the ESS National Coordinator of Portugal, professor Jorge Vala, was invited. He is a research professor at the Institute of Social Sciences (ICS) at the University of Lisbon. Besides his role coordinating the ESS, his field of expertise is socio-cognitive processes in the field of social representations and ideologies, social norms and social identities. From this position, he was well equipped to lead workshops on the findings and interpretation of the survey. It was acknowledged as especially important that Prof. Vala could provide context in terms of methodology. He could explain that the survey was executed based on a solid, scientific framework and that data collection, cleaning, aggregation, and analysis were executed at a high level of quality.

Moreover, the comparative nature of the survey results was of particular interest. The low levels of trust in the judiciary in Portugal were important by themselves, but became more meaningful and insightful in comparison to other European countries. This led to the second outcome of the ESS data on trust in the judiciary, namely changes in the judicial system of Portugal. The comparative data allowed Portuguese researchers to consider countries with very high levels of trust in the judicial system. Whereas before, there were other ways in which the policymakers or researchers could attempt to compare the quality of judiciary systems, ESS allowed for a much higher standard of comparison.

The methodological soundness of the ESS data was crucial in convincing colleagues and students of the robustness and validity of the findings. In addition, in the case of the judiciary reforms that took place between 2011 and 2014, the robustness of the ESS data was also mentioned as an important factor that increased the weight of the findings.

Outcomes and Impacts

The tool was introduced in 2011/2012 and the training of judges and public prosecutors extends over a period of several years. As such, the effect of the tool is hard to observe, in the first place, because the first beneficiary cohort of judges and public prosecutors who are now practising in courts have not done so for very long. Moreover, soft skills acquired through the ESS data, such as an enhanced understanding of mistrust or misunderstandings, are hard to measure empirically. The evidence base of the ‘final’ added value of ESS in this case is therefore quite slim.

However, within the framework of Portugal’s judiciary system, harbouring knowledge on issues of distrust and perceived biases is likely to have at least some impact on the way judges rule or public prosecutors litigate. There is no evidence (yet) on whether it impacts the communication between public prosecutors, judges and the public, but it is one of most likely ways through which the ESS data could play a role.

Regarding the judiciary reform, the impact of ESS is much more visible, though the extent and ways in which the data were used are not all clear. As noted, Portugal showed very low levels of trust in the judicial system. It was therefore important to have a new strategy in order to communicate to ordinary citizens what courts do and how to achieve better results. The ESS is therefore catalytic in the process of making the Portuguese judiciary more transparent and to create greater awareness of the role of the judiciary within Portuguese society.

The ESS data allowed for a comparison with other European countries, which could steer the search for a more optimal system of the judiciary. A special workgroup that oversaw the design of reforms to the judiciary consisted amongst others of the Supreme Council of the Judiciary, the Auditing Institution for Judges and other relevant bodies that concerned themselves with the functioning of the judiciary.

The reforms that took place between 2011 and 2014 were part of a larger set that also included many economic and social reforms.¹¹⁰ The judicial reforms in particular were characterised by one scholar as being made possible through a consensus among political and legal elites.¹¹¹ It would be speculative to ascribe this consensus that did not exist before to the robustness of the ESS data alone, but it is conceivable that the scientific weight of the ESS survey data was of importance in stressing the need for reforms.

Reflection on pathways

Factors that facilitated the use of the ESS Data were the following:

- Firstly, the fact that the Chairman of the CEJ was already familiar with the ESS made the use of the data on trust in the judiciary much more likely to occur. This stresses the importance of networks; due to the Chairman's position at the University of Lisbon, he was aware of the ESS module on the judiciary. He then chose to use these data as teaching tool, but also to inform the wider legal community on the relevance of the data for the upcoming reforms in the judicial system.
- Secondly, the ties to the Institute of Social Sciences (ICS) at the University of Lisbon were essential in conveying the scientific background and methodological rigor of the ESS. Without this support, the reach of the impact may have been much smaller. The workshops explaining the methodology and helping to interpret the data were of use both in the teaching tool and the conferences surrounding the judicial reform.
- Finally, as underscored in several examples, the methodological transparency and rigour as such, were of huge importance in any impact described in this case study. Without the high level of comparability and the rigor of the methodological approach, the results are unlikely to have been absorbed so well by the different stakeholders.

There were no apparent difficulties noted by the interviewees regarding the use of the ESS data. If anything, the interviewees expressed a desire to repeat the module on trust in the judiciary every five to ten years.

¹¹⁰ EC, DG for Economic and Financial Affairs. *The Economic Adjustment Programme for Portugal 2011-2014*. 2014. Accessed online at http://ec.europa.eu/economy_finance/publications/occasional_paper/2014/pdf/ocp202_en.pdf

¹¹¹ Santos, Susana. *New Reforms, Old Debates: analysis of legal policies and their impact on the judicial system*. 2014. Accessed online at <https://configuracoes.revues.org/2364#quotation>

Sources

Interviewees:

- António Pedro Pereira Nina Barbas Homem. Interviewed on 25-05-2017.

Other sources:

- Centro de Estudio Judiciarios. *Plano de Atividades 2013-2014*. 2013. Accessed online at: http://www.cej.mj.pt/cej/conheca-cej/fich-pdf/docs-pub-legal/2013/Plano_de_atividades_2013-2014.pdf
- Centro de Estudio Judiciarios. Main Website. Last updated 2017. Accessed at: http://www.cej.mj.pt/cej/eng/about_cej_mission.php
- EC, DG for Economic and Financial Affairs. *The Economic Adjustment Programme for Portugal 2011-2014*. 2014. Accessed online at http://ec.europa.eu/economy_finance/publications/occasional_paper/2014/pdf/ocp202_en.pdf
- ESS. *Trust in Justice: Topline Results from Round 5 of the European Social Survey*. 2011. Accessed online at: https://www.europeansocialsurvey.org/docs/findings/ESS5_toplines_issue_1_trust_in_justice.pdf
- Santos, Susana. *New Reforms, Old Debates: analysis of legal policies and their impact on the judicial system*. 2014. Accessed online at <https://configuracoes.revues.org/2364#quotation>

26 Portugal: Informing immigration and integration policies

Summary

Type: non-academic impact

The Portuguese government was in the process of formulating various domestic policies on how to accommodate immigrants entering Europe and was positioning itself on the issue with the European Parliament, when the ESS Round 7 data were published, including the rotating module on immigration. The Institute of Social Sciences prepared a report and invited the Deputy Minister for Citizenship and Equality to give a short comment in the form of a presentation on the data. The government then adapted its strategy, based in part on the ESS data, and took a better tailored approach to accommodating immigrants.

Context and starting point

Two main stakeholders are involved in this case: firstly, the Institute of Social Sciences of the University of Lisbon, which prepared the data and actively reached out to the Office of the Portuguese Deputy Minister for Citizenship and Equality. The Institute of Social Sciences was established in 1962 and evolved over the years, developing into one of the most important research groups for social science in Portugal. In addition, it hosts the largest library on social sciences in Portugal and started the first scientific journal for social science research on Portuguese issues. Besides its academic roles and achievements, the Institute is also charged with conducting the ESS in Portugal. The institution has a good reputation in Portugal and thus their publications and seminars on the ESS data carry weight in the academic and policy domain. Unlike some other scientific research institutions, the Institute has a clear stance on its own social responsibility: it actively contributes to existing community solidarity programmes and creates its own projects on academic social responsibility. For instance, they hold a series of ‘Neighbourhood Talks’ in which they talk with local residents of various neighbourhoods of Lisbon to gain their views and perspectives and exchange knowledge and information.

In response to the data from ESS Round 7 on perception and attitudes to migration and integration, the Institute of Social Sciences prepared a small report with the main findings. This report was written on the Institute’s own initiative. The Institute of Social Sciences collaborates with various academic and non-academic partners and, by using the data, reach out to their contacts. This is not guided by standard procedures but rather decided upon by the NC and their team when first analysing the data. In their report, they focused on attitudes and perceptions in Portugal, and compared these to other European countries. The Institute of Social Sciences contacted the Office of the Portuguese Deputy Minister for Citizenship and Equality and invited them for a presentation, in which the office could comment on the data.

The Office of the Portuguese Deputy Minister for Citizenship and Equality is coordinated by the Deputy-Minister and, together with the office of local governance, forms the state secretariat. The office is charged with proposing solutions for issues surrounding citizenship, and thus with questions relating to asylum and the status of immigrants. In addition, it is also responsible for policy proposals and awareness-raising with regard to equality, including in relation to ethnicity and immigration backgrounds. However, as they are a secretariat and not a Ministry, their mandate is limited: only the Deputy Minister has a final say on which policies are actually put forward to the Parliament. Hence their role is more advisory and focused on awareness-raising and on collecting information, rather than on policymaking as such.

The Council of Ministers issued a report in 2015, launching a migration framework detailing policies for the social integration of the immigrant population, prioritising areas such as culture, language, education and employment, and professional qualifications. The framework took into account the ESS data, which was analysed by the Institute of Social Sciences and presented in a small report.

Prior to the use of ESS data, no data were available that also took into account the perspectives of the Portuguese population and allowed meaningful comparison to other European countries.

The Migration Observatory in Portugal also studies the position of, and attitudes towards, immigrants, but not on the same scale, nor in the comparative context of the ESS. The data were not requested by the Office of the Portuguese Deputy Minister for Citizenship and Equality, so the data information need only became apparent after the fact. In other words, the data were helpful insofar that they supported the policymaking process of the Portuguese government, but were not the driver of this process.

Use of ESS

The data on attitudes towards immigration stem from Round 7 of the ESS (2014). The added value of the data was the comparative element, as well as the comprehensiveness; a multitude of questions were asked, disaggregating the topic and providing a more multi-faceted view.

ESS data were used indirectly, through the main agency in Portugal responsible for the execution and promotion/dissemination of the ESS, the Institute of Social Sciences of the University of Lisbon. There are rather informal ties between the Institute and several departments and offices of Portuguese government. Rather than following fixed appointment or updates, frequency and intensity of contact is mostly determined by the relevance of the ESS data to topical issues.

The ESS data on immigration were analysed by the Institute, who contacted the Office of the Portuguese Deputy Minister for Citizenship and Equality. They invited the Deputy Minister for Citizenship and Equality to have a look at the report on the immigration data and asked her to comment on the findings in a short presentation.

The report's findings were subsequently used in the formation of the 2015-2020 strategy¹¹² by the Office of the Deputy Minister of Citizenship and Equality. This strategy lays out a set of areas of intervention for migration policy in the demographic, social, professional and economic spheres. In addition, it aims to strengthen political lines aimed at adequate and coordinated management of migration flows and the consolidation of integration policies. The Strategic Plan for Migration 2015-2020 aims at politically adjusting Portugal to a more complex and challenging migration reality, in harmony with the strategy for promoting industry and employment growth, as well as the European Commission's "Global Approach to Migration and Mobility" priority.¹¹³

The main added value of the ESS data was that it looked primarily into the perceptions and attitudes of native-born Portuguese citizens towards immigrants. This could then be juxtaposed with data on the conditions and background of immigrants, which had been collected either by various migration organisations or by the government itself. The ESS data revealed that the Portuguese attitudes had become more favourable towards the reception of both refugees and immigrants over the last decade. Immigrants were perceived less as a threat, and a higher percentage of respondents indicated that more immigrants would be welcome. At the same time, ethnic background and cultural (dis-) similarity mattered more. The native-born perspective matters because the report wanted to add specific attention to the integration of both parties:

"In light of this framework, it is certainly necessary to consolidate the work of host and social integration and, above all, to redouble efforts to appropriately integrate second and third generations who, while descending from immigrants, are already new Portuguese citizens. This can be done by increasing the number of integration actions in schools, training and employment actions and other best practices that instil in young people a culture of accountability, participation and confidence in themselves and in the society to which they belong to."¹¹⁴

¹¹² Presidency of the Council of Ministries. *Resolution of the Council of Ministries no.12-B/2015, on 20 March 2015*: "Strategic Plan for Migration". Accessed online at: http://www.acm.gov.pt/documents/10181/222357/PEM_ACM_final.pdf

¹¹³ EC. 2011. *The Global Approach to Migration and Mobility*. COM(2011) 743 final

¹¹⁴ Source: Strategic Plan for Migration, Portuguese Government. 2015. Page 11

The Strategic Plan for Migration provides the guidelines for dealing with immigration and migration issues for the years between 2015 and 2020. It forms the basis for new policies regarding the intake and treatment of immigrants and as such has considerable policy significance.

Fully accrediting the current policies that use the framework as their foundation to the ESS is problematic of course: the process of formulating this document was iterative and took into account many different sources. How each source fed into the process and led to respective measures or paragraphs is not on the public record, and would likely be unclear even from an internal perspective. However, our consultations for this case revealed the high value of the ESS and underlined its importance in formulating an informed policy agenda on the topic of immigration.

Outcomes and impacts

The outcome of the ESS data in this context is a governmental strategy, at the national level, that is better informed and has a more holistic view than would otherwise have been the case, due to the availability of data on perceptions of, and attitudes towards, immigration from ESS Round 7. The data also allowed for a cross-European comparison, which, according to the chief of staff of the Office of the Portuguese Deputy Minister for Citizenship and Equality, underlines Portugal's active role in Europe on this matter.

Furthermore, the ESS was able to directly contribute to evidence-based policymaking in a contested field of politics, thereby demonstrating high relevance and influence in public policy at the national level. The chief of staff characterised the use of ESS data in this particular instance as being very important to the policymaking process on the topic of immigration.

For the Institute of Social Sciences, this collaboration meant an opening for further opportunities to collaborate and a public demonstration of the relevance of the ESS. It was especially important to demonstrate the relevance and benefits of the ESS to the government, which covers the costs of fieldwork and national coordination. It also raised the profile of the Institute and underlined its role in connecting scientific knowledge to practical matters, underscoring its 'academic social responsibility'.

Overall, policies regarding the relationship between immigrants and the Portuguese host-society are now better informed and more evidence-based, rendering them more acute and precise in their formulation and targeting. For instance, Portugal's Prime Minister Costa, offered to take up 5,800 additional migrants, further to the 4,500 they already agreed to take as part of the European Union's refugee quota system.¹¹⁵ A relatively small report, prepared and published by the Institute of Social Sciences allowed for more insight on the views held by the Portuguese nationals on the topic of immigration. These findings translated into a national strategy on migration and immigration, which guides policy in this domain for the period 2015-2020. This is also expected to filter through into the economic position, cultural environment and general well-being of both native-born Portuguese and immigrants.

Reflection on pathways

The main pathway in this case study is the existing link between the Institute of Social Sciences and several departments and offices within the Portuguese government, notably the Office of the Deputy Minister of Citizenship and Equality. As noted, and recurrent in other countries as well, these links and ties are rather informal. In this case too, the contacts were based on personal and professional acquaintance, further consolidated over the relevance and applicability of the ESS and other studies and surveys performed by the Institute of Social Sciences. In this regard, the relationship is rather one-directional, in that the Institute seeks out relevant information and presents this to the responsible governmental department.

Difficulties in this instance were not experienced by either stakeholder, but the ad-hoc base of the relationship may complicate or delay future collaborations. In this case, the topic of the extra ESS

¹¹⁵ <https://www.euractiv.com/section/global-europe/news/portugal-wants-more-refugees-to-help-revive-dwindling-population/>

module coincided with a policy window on this particular issue, which allowed for a fruitful collaboration and demonstrates the applied use of the ESS data.

Sources

Interviews:

- Pedro Ruas. Chief of Staff of the Office of the Deputy Minister of Citizenship and Equality: 14-06-2017.
- Jorge Vala. National Coordinator and professor at the Institute of Social Sciences, University of Lisbon: 09-02-2017.

Other sources:

- Presidency of the Council of Ministries. *Resolution of the Council of Ministries no.12-B/2015, on 20 March 2015: “Strategic Plan for Migration”*. Accessed online at: http://www.acm.gov.pt/documents/10181/222357/PEM_ACM_final.pdf
- Institute of Social Sciences of the University of Lisbon. Website. Accessed online at: <http://www.ics.ulisboa.pt/instituto/>
- Office of the Deputy Minister of Citizenship and Equality. Website. Accessed online at: <http://www.portugal.gov.pt/pt/ministerios/madj/equipa/secretario-estado.aspx>

27 Slovenia: Life satisfaction and happiness – collaboration for policy

Summary

Type: non-academic impact

The Institute of Macroeconomic Analysis and Development of the Republic of Slovenia is an independent government office. Its Director reports to the President of the Government. Among its main tasks is to monitor and evaluate trends regarding the economic, social and environmental dimensions of development. The Institute uses many different data sources for this work, including the ESS. The ESS data are primarily used in reports regarding the social wellbeing of Slovenia's citizens, using indicators on life satisfaction and happiness. The ESS not only provides data that no other survey currently provides, but also offers Slovenian policymakers a unique insight into the comparative position of their country on various indicators, notably around wellbeing.

Context and starting point

The Institute of Macroeconomic Analysis and Development of the Republic of Slovenia is an independent government office. Shortly after the Second World War, the Institute of Planning of the Socialist Republic of Slovenia was called into being with the purpose of analysing the national economic and social situation and its development.¹¹⁶ In 1975, this institute merged with the Institute for Regional and Spatial Planning and became concerned with preparing annual economic policy resolutions, medium- and long-term social plans, and analyses of economic, social, regional and spatial development.

After a few further reorganisations, the current Institute of Macroeconomic Analysis and Development (IMAD; Slovenian Urad rs za Makroekonomske Analize in Razvoj – URAD) is now charged with the expert and technical coordination of several key strategic national documents. These include the Strategy for the Economic Development of Slovenia; the Strategy of the Republic of Slovenia for Accession to the European Union; and Slovenia's Development Memorandum. The main tasks of IMAD are:

- Monitoring, analysing and evaluating current trends, as well as the economic, social and environmental dimensions of development
- Preparing short- and medium-term forecasts of macroeconomic aggregates
- Preparing analyses that serve as a basis for strategic decision-making and economic and development policy measures
- Other research work

Notably, IMAD is organised as an independent government office whose Director answers directly to the President and it has complete independence regarding technical and methodological questions related to the use of analytical and forecasting tools and the interpretation of results.

Over the last decade or so, the focus of IMAD has shifted somewhat away from the social indicators and has become more focused on economic indicators and outputs. For example, an annual report that used to be published annually in collaboration with the National Health Institute and the Agency for Environment called *Indicators of Wellbeing in Slovenia* has been shut down due to competing interests and changing management. This is indicative of the fluctuating use of the ESS by IMAD. Before Eurobarometer covered indicators that were of interest to the IMAD, they used the ESS. However, over the last ten years, the ESS and the Eurobarometer have been used interchangeably for several reasons. One of the main reasons is that Eurobarometer publishes its statistics more frequently than the ESS does, and covers some areas that the ESS does not cover regularly. Nonetheless, the ESS still feeds into several reports and forecasts that IMAD produces, and is gaining more momentum currently: under a

¹¹⁶ IMAD/UMAR. *History of IMAD*. 2017. Accessed online at: <http://www.umar.gov.si/en/imad/areas-of-work/>

new management direction, the focus of Slovenia's development report is on happiness, which is covered by the ESS.

IMAD is often assisted by the Public Opinion and Mass Communication Research Centre at the Faculty of Social Sciences (especially for interpretation of more complex data analyses), which is part of the University of Ljubljana. The Centre for Public Opinion and Mass Communication is affiliated to the university as a research centre, where faculty work part-time, whilst teaching part-time at the university. This centre has been charged with conducting Slovenia's largest national survey since 1968 and also carries out a number of international surveys, including the ESS.

The Public Opinion and Mass Communication Research Centre holds expertise on surveys. It has been heavily involved with the ESS at both the strategic level, through board memberships, as well as at the practical level, having been the executive agency since the beginning of the ESS. On the other hand, the resources for the sociology department within IMAD are rather limited in that they have only one type of statistical programme, in which most staff are not trained. As such, they have limited ability in carrying out analyses across the sample or over a certain subset of the sample. In these instances, the Public Opinion and Mass Communication Research Centre assists them. This relationship is valued highly and attempts by the Centre to teach the IMAD staff software skills on how to run more complex analyses themselves were in fact turned down.

Wider stakeholders include various ministries and departments of the government of Slovenia. The reports that use ESS data are broad and encompass a wide array of topic. To some extent, the indicators that stem directly from the ESS can target a specific ministry. However, concepts like 'happiness' are relevant to the portfolios of multiple ministries.

The data need is twofold: Slovenia wants to know how well it is progressing in terms of development over time on a set of different indicators. A development strategy is formulated and adopted every ten years and the development reports monitor the progress towards achieving the goals set out in this strategy. At the same time, the ESS data allows for a comparison to other EU-countries. These figures bear great meaning, as Slovenia is actively seeking to reduce its development gap with the EU and finds this an important benchmark in its own development. As such, the ESS provides high quality data on a large number of the indicators that feed into both the strategy document as well as the monitoring reports.

Use of ESS

The IMAD makes use of the ESS data directly or through a collaboration with the Public Opinion and Mass Communication Research Centre, and there is also an ongoing relationship between the IMAD and the National Coordinator of the ESS for Slovenia, Professor Kurdija. Aside from assisting on interpretation and analysis of the data, they also keep an eye out for topics that might be of interest to the IMAD, even offering to do a pre-analysis on the data to see if there is anything that stands out or would be worth including in IMAD's reporting. This is useful to IMAD because it gives them extra time to incorporate the new topic into their strategy or in monitoring reports, saving them work. To the Centre, it means having an early view on the possible analyses that will be asked from them later.

The use of the ESS has been consistent over the years. The data feature in a series of monitoring reports published annually and, in some instances, form part of a new ten-year strategy. The IMAD either uses the data as downloaded from the website or in some cases also uses the tool on the ESS website to make quick comparisons or analyses to check for interesting trends, or it uses the analyses made by the Public Opinion and Mass Communication Research Centre.

Some examples of the outputs made by the IMAD are listed below:

- *Indicators of Wellbeing in Slovenia*: although this project was recently halted, it ran from 1996 to 2015 and used many ESS indicators. The Indicators of Well-being in Slovenia project is implemented by a consortium of four institutions: The Institute of Macroeconomic Analysis and Development (IMAD), the Statistical Office of the Republic of Slovenia (SURSTAT), the Slovenian Environment Agency

(ARSO) and the National Institute of Public Health (NIJZ). The project measures the well-being of people in Slovenia with a system of indicators covering all important factors of the well-being of the present generation, and some of them also the potential for the well-being of future generations. It is updated annually and its main intended audiences are policymakers, professionals and the wider public.

- Specific ESS indicators used: Happiness; Satisfaction with trends over time
- *Development Report*: The Development Report is an annual publication that monitors the fulfilment of strategic guidelines for Slovenia's development in economic, social and environmental areas. The strategic development framework for Slovenia was set out in Slovenia's Development Strategy for the period from 2013 to 2020. When a new Development Strategy is drafted, the Development Report shows the initial situation and future development challenges for Slovenia in light of ensuring macroeconomic stability, long-term sustainability of economic, social and environmental development, and meeting the country's international commitments.
 - Specific ESS indicators used: trust in others; trust in institutions; satisfaction with democracy
- *Development Strategy*: Slovenia's Development Strategy (SDS) sets out the vision and objectives of Slovenia's development, including five development priorities with the corresponding action plans. At the forefront of the new Strategy is the overall welfare of every individual. Therefore, the Strategy does not focus solely on economic issues but also involves social, environmental, political, legal and cultural issues.
 - Specific ESS indicators used: happiness; satisfaction with democracy

These reports and outputs are used by the Parliament and various governmental departments. There is an official presentation to the Prime Minister once a year on the Development Report. Certain outcomes, mainly the high and low extremes, are debated upon in Parliament. The IMAD has several press conferences throughout the year to inform the public and take questions from journalists on the published reports. However, these press conferences cover the entire publication and thus may not always touch upon the parts in which ESS data was used.

Recently the organisation of the *Development Report* and the *Development Strategy* has been changed. There is a new Ministry for Development responsible for the new strategy, which has been supported by the OECD in doing so. The emphasis on 'softer' indicators such as happiness and satisfaction with life has increased in the process. As such, ESS data are featured more prominently in the new strategy and are likely to resurface more often in the progress reports.

The reports serve as a monitor of the Slovenia's progress both with regard to its own developments, as well as in comparative perspective to other surrounding EU countries. They give rise to debates annually in Parliament on adjusting the targets or directing more or fewer funds to certain objectives. In that sense, these reports play a significant role in the policymaking of Slovenia. They allow reporters to hold the government accountable and inform policymakers with annual monitoring of the goals set out in the Development Strategy.

Outcomes and impacts

There are three main areas of added value that the ESS data provides over other international (social) surveys. Firstly, it provides a selection of indicators that other surveys do not include – happiness being the most cited example by interviewees. Especially since the new ten-year Development Strategy will evolve to a large extent around the theme of 'happiness', the availability of this indicator in the ESS is a of significant added value to the stakeholders in government and at the IMAD.

Secondly, the high quality of the ESS data is mentioned as being of added value in its use by the various stakeholders. Whereas Eurobarometer has annual data on a number of the indicators too, it is much harder to do cross-correlations and add weights. In addition, due to the aggregate data, it is harder to connect different subpopulations to each other. Moreover, an employee at the IMAD says that they prefer to work with the ESS data as it is more reliable, less subjective and offers more opportunities for cross-sectional analysis.

Finally, the strong comparability of the data across different EU countries is one of the strongest, if not *the* strongest, added values of the ESS data. Slovenia is keen to develop and attain high standards of living, comparable to the EU average, and potentially beyond this benchmark. The insight provided by ESS data on standards of living through multiple social indicators is unique and of high importance to the Slovenian government to keep oversight of where to direct its resources.

Overall, the ESS data creates an impact through contributing in a very direct manner towards more evidence based policy-making. It affects public policies surrounding quality of life and happiness, as well as trust in institutions. As these indicators are less tangible than for instance GDP, and expand into a whole range of policy domains, it is difficult to directly attribute a specific policy to a specific ESS-based report. Nonetheless, the data have been used repeatedly over the years by the IMAD as a tool to improve social welfare and wellbeing in Slovenia. Moreover, the ESS indicator on happiness will be featured prominently in the new ten-year *Development Strategy*. This goes to show that the ESS in Slovenia, through a fruitful collaboration between the IMAD and the Public Opinion and Mass Communication Research Centre, has become an important tool for policymakers.

Reflection on pathways

The main success-ingredient for this use of the ESS was the collaboration between the IMAD and the Public Opinion and Mass Communication Centre. The analysis the centre does for the IMAD prior to the ESS data being published, the ‘sounding-board’ role the centre takes on, and the analyses they perform for the IMAD have put the ESS on the map of this government agency and consequently made it relevant to policymaking.

IMAD does note that they are expected to provide a *Development Report*, and previously an *Indicators of Wellbeing Report*, each year. However, ESS data only come out every two years. It is impossible for them to use the same figures for each year in between a new round of publications. This is a significant barrier to using the ESS even more predominantly in the progress of Slovenia’s development. Instead, the IMAD often resorts to the Eurobarometer, which they regard as being of significantly lower quality, but which does provide data more frequently.

Secondly, the IMAD expresses that the ESS data, though structured in a way that allows for many different types of cross- and sub-analyses is not per se very user friendly to government officials who may not have the training or statistical programmes to analyse the data. Although the collaboration between the research centre and IMAD goes well, a more user-friendly format, such as aggregated data in Excel sheets, would be of great help to the officers at the IMAD.

Sources

Interviews:

- Valerija Korosec. Interviewed on 24-05-2017
- Tanja Celebic. Interviewed on 24-05-2017

Other sources:

- UMAR/IMAD. *Development Reports 2015 [2014 and 2013 also available on same page]*. Accessed online at: http://www.umar.gov.si/en/publications/development-report/?no_cache=1
- UMAR/IMAD. *Indicators of Social Well-being of Slovenia*. 2015. Accessed online at: <http://www.kazalniki-blaginje.gov.si/en/index.html>
- Research Centre for Public Opinion and Mass Communication. Website. Accessed at 27-05-2017. <https://www.fdv.uni-lj.si/en/research/research-centres/departement-of-sociology/public-opinion-and-mass-communication-research-centre>

28 Slovenia: An ESS Hub – teaching impact at the University of Ljubljana

Summary

Type: teaching impact

The University of Ljubljana has a prominent faculty of social sciences active in applying both qualitative and quantitative methods in its teaching. Moreover, the Centre for Public Opinion and Mass Communication is part of the university and has many faculty members working for both the centre and the university. The high prominence of social sciences and the centre's presence at the university, combined with a strong tradition of surveying that goes back to 1968 creates a favourable environment for strong encouragement of the usage of ESS among students at the University of Ljubljana.

Context

The University of Ljubljana has the second highest number of registered ESS users of any institution worldwide (1,853 in June 2016). The high number of student and staff users of ESS at the university is driven by several factors. Firstly, the university's own large track in social sciences and its quantitative tradition have led to a need for the data provided by ESS. Secondly, the Centre for Public Opinion and Mass Communication, based at Ljubljana University, has been responsible for the management of the largest national survey and multiple other international surveys. Finally, throughout our consultation, many interviewees mentioned an almost intrinsic appreciation and usage of empirical survey data by Slovenian academics. These three factors provide the context for understanding the high use of ESS at the University of Ljubljana.

The University of Ljubljana was founded in 1919 and is among the top 500 of the world's best universities on the Shanghai, Time and Webometrics ranking lists. Every year, the university trains around 40,000 students and has 5,700 members of staff. The faculty of social sciences of the University of Ljubljana is the largest national interdisciplinary public education and research institution. They host Slovenia's largest library on social sciences and have a publishing house. Although other faculties also sporadically make use of ESS, the faculty of social sciences is by far its largest user, especially in terms of teaching and training with the ESS. The faculty prides itself on offering interdisciplinary study programmes, research activities and high quality teaching. Especially the use of both qualitative and quantitative methods is a feature the university promotes and incorporates actively into its curricula.

The Centre for Public Opinion and Mass Communication (hereafter: the centre) is affiliated to the university as a research centre where faculty work part-time, whilst also teaching part-time at the university. The centre has been charged with conducting Slovenia's largest national survey since 1968 and also carries out a number of international surveys, among which the ESS. This has attracted scholars with an interest in the use of large survey data. The faculty of the department of Social Sciences also (partly) work in the centre, and the ESS national coordinator for Slovenia also works both at the centre and in the university. Further adding to the ties between the country's most important surveying institution and the university is the fact that a number of the faculty are involved in the ESS methodological board (one of them is Prof. Dr. Brina Malnar, a member of the ESS Core Scientific Team). Staff working in the university and centre are therefore well versed in surveys and their methodologies and found that the quality of ESS, its comparability and methodological standards are high in comparison to other cross-country surveys. It has thereby become the preferred survey for teaching purposes.

In interviews with several stakeholders at the University of Ljubljana, it was noted that Slovenia's background in surveying is an exceptional feature of the country's research system and is likely to have affected the high use of ESS among students and faculty at the university. Influential social scientists like Niko Tos were identified as having further put surveying and particularly the European Social Survey on the Slovenian social sciences 'map'.

The need and starting point

The need for cross-national surveys is partly explained by the institutional context: the faculty of Social Sciences had, prior to the use of ESS, used the International Social Survey Programme (ISSP), the World Value Survey or the Labour Force Survey. Next to these international surveys they also made frequent use of the Slovenian Public Opinion Survey, which is held annually and thus provides up-to-date information. After Slovenia became independent in the early nineties, they participated in all major cross-national surveys, including some bilateral surveys, for example with Austria.

However, after the third Round of the ESS was published, they started to use the ESS because they deemed it of a higher quality: interviewees mentioned that it is well archived and organised, that the ESS has a unique ease of access, be it through downloading the data directly or using the interface on the ESS website. The quality in terms of comparability across countries was also of such unprecedented quality that it rendered the appeal of ESS very high. Finally, the strong theoretical and methodological underpinnings also stand out in comparison to the other international surveys. Next to this, the faculty of the University of Ljubljana attach great value to using real-world data in their courses, as a way to give students additional responsibility in the interpretation of their results. As such, using 'made-up' data is not an option in the faculty of Social Sciences.

Some courses were adapted to the new information that the ESS provided. This was not tracked as such, and the interviewees do not recall specific decisions in this regard on purposefully citing ESS as a reason to create or change a course. The process was more fluid and transitional over the years as the ESS had more rounds and became more insightful for both topical as well as methodological teaching purposes.

There was no clear pathway to the decision on starting to use the ESS in the curriculum of the faculty of Social Sciences. Due to the faculty's interest in using surveys and some of its staff being involved the ESS boards, the incorporation into courses seemed natural and logical. An example of such a new course was developed by a professor who wanted to teach statistics using social science data with a range of variables enabling each student to explore a different subset of the data. Although the ESS may not have been the only suitable survey to base such a course on, the format and quality of the ESS allowed for the best way to convey the study material.

What happened as a result of the ESS?

Several courses taught at the University of Ljubljana involve the use of ESS directly by students. In addition, due to the high prevalence of ESS in the undergraduate and graduate curricula, many PhD students also use the ESS data. ESS data is on occasion also used in bachelors and masters theses. There are no exact figures, but where appropriate, staff encourage undergraduate and graduate students to make use of the ESS data.

For the undergraduate degree programmes, there are three main courses in which ESS is prominently used:

- European Attitudes and Values
 - This course is more substantively oriented rather than methodological. The added value of ESS here is that teachers try to convey the importance of defining variables properly, for which the ESS provides more than sufficient background information to grasp the depth of a certain variable.
- Sociological Research
 - This course is a methods course. It covers a range of topics related to conducting sociological research and focuses for instance on how to prepare variables, the meaning of representative samples and the construction and application of weights. Again, the background information of the ESS surveys is extremely helpful and important in being able to teach the above.
- Introduction to Social Research Methods

- This course is mandatory for the first year's students in both the departments of Sociology and Political Sciences. It is a general introduction into research methods and deals both with the practical skills as well as theoretical underpinnings of social research.

Excerpt from the Course Syllabus: European Attitudes and Values (2016/2017) – University of Ljubljana

Syllabus outline:

Content is subject to synthesis of theoretical insights and empirical findings on the dynamics of changes in European societies in the context of EU enlargement. The subject in the research work focuses on the comparison, evaluation and interpretation of the observations, beliefs and behaviours of the population of the European Union.

The survey, which is an empirical basis of the course, has a broad thematic concept and deals with issues of political, social, economic, religious and other beliefs of the EU population. In the second part of the course, students get acquainted with all dimensions of comparative research in social sciences by "online" usage of international databases with an emphasis on developing skills of substantive interpretation, social science argumentation, analytical use of data and of synthesis and analysis of research findings.

Objectives and competences:

The ambition is to create a course in which theoretical questions can be explored using **high-quality empirical data** about several topics based on the **European Social Survey**. The hands-on examples and exercises in the topics are designed to guide the users through the research process; from a theoretical problem to the interpretation of statistical results.

Source: Dr. Slavko Kurdija. Interview. 23-05-2017

Within the faculty of Social Sciences, the estimated number of students that at some point deal with ESS data in a course is around 200 per year. As noted, occasionally other faculties also make use of ESS data, the amount of students this relates to is estimated around 50 per year. This number excludes the PhD students that use ESS in their research as these data were not readily/easily available.

Finally, the data were also used in a Summer School organised in Ljubljana by the European Consortium for Political Research – an independent, scholarly, association of universities in Europe engaged in political science research and teaching. The Summer School in Methods and Techniques took place in Ljubljana from 2006-2015. Around twenty students per annum took part in this Summer School.

Impacts

The main teaching impact occurs within the faculty of Social Sciences, although occasionally some other faculties might ask the centre or a colleague within the department of Social Sciences on the availability of some data for their courses. The department of Sociology and Political Sciences are estimated by the staff to make the most use of ESS and this extends from Bachelor students to PhD students.

The impacts of the ESS in the University of Ljubljana are two-fold. On one hand, there are clear advantages and benefits to students in terms of what they can learn from the ESS. On the other, there are also benefits for professors/teachers in terms of their skills and development.

The ESS allows for a more thorough and in-depth understanding of quantitative data analysis that other surveys only accomplish to a much smaller extent. The ESS is an extremely informative and rich resource for students, chiefly due to the transparency of the methodology, the decisions regarding certain modules and variables that are communicated through the newsletter, and the theoretical concept behind each survey that the ESS publishes. Rather than merely providing Excel sheets with data points,

it allows professors to retrace, with their students, the steps of the survey from its conception to the final product that they can download from the site. In addition, the exercises from EDUNET are of significant added value. These are tailor-made to the data and can provide extra material for students who could use some extra help or training. Similarly, the online interface, through which students can ‘play’ a bit with the data beforehand or perform a basic analysis, is a useful tool to get acquainted with the data. The ESS therefore facilitates the learning process for students at the university in a much better way than alternative cross-national surveys would.

For teachers, there is also an impact stemming from the use of ESS in their teaching materials. Professors noted that it is easier to design exercises, and that students learn on high-quality survey data. The huge variety of variables on different topics and different measurement scales, the large samples, and the access to meta-data, were identified as enabling much more diverse and high-level assignments. In addition, Dr. Prof. Brina Malnar, faculty member and member of the centre, compiles an overview of the academic papers that have used ESS data. This enables professors to find examples of papers quickly, to use as readings and to illustrate the potential of the ESS. Additionally, the database of articles kept by ESS headquarters is also highly valued among staff, as it provides a good bibliography to start a research for literature reviews.

Staff noted that there are individual examples of students who are now professionals in some administrative bodies or pursued a career as academics and who occasionally make use of the ESS data or will ask their former professors. Here too, the liaison with the centre is useful as they have official partnerships with certain parts of the Slovenian government.

Reflection on pathways

According to the interviewees, it is not possible to identify particular key factors that hindered or facilitated the process of gradually incorporating the ESS more and more into the curriculum. Instead, it appears to have been a consequence of a coincidental mix of a university with a good reputation in the field of social sciences and a centre of high standing that specialises in surveying.

A relatively high number of staff from the centre and the faculty of Social Sciences have been involved with ESS at the board level and so there has been a lot of institutional willingness to engage with the ESS. It also means that at the University of Ljubljana, in contrast with some other universities, the approach to social sciences is inherently a mix of both quantitative and qualitative methods. In addition, there is an explicit standard to use only real-world data in courses, which is largely inspired and enabled by the ESS.

Sources

Interviews:

- Slavko Kurdija. Interviewed on 23-05-2017
- Sonja Primožič. Interviewed on 26-05-2017

Other sources:

- University of Ljubljana. Website. Accessed 29-05-2017 at <https://www.uni-lj.si/university/>
- University of Ljubljana’s Social Sciences. Website. Accessed at 29-05-2017 at <https://www.fdv.uni-lj.si/en>
- Research Centre for Public Opinion and Mass Communication. Website. Accessed at 27-05-2017. <https://www.fdv.uni-lj.si/en/research/research-centres/departement-of-sociology/public-opinion-and-mass-communication-research-centre>

29 Sweden: Immigration research at Umeå University

Summary

Type: academic and non-academic impact

This case study highlights the use of ESS for research on migration and attitudes towards immigrants by researchers at Umeå University. Studies using ESS data have contributed to challenging a certain case of group threat theory, which opened up for more studies on the subject. The research from Umeå University has also had some non-academic attention and response, through the Swedish delegation for migration studies (Delmi), which picked up a research project and published the results as a report.

Context and starting point

The Swedish societal debate on refugees, migration and integration has become increasingly important for political parties and their constituencies, not the least because of the recent influx of refugees seeking asylum due to the Syrian war. The Swedish influx peaked in 2015,¹¹⁷ and in January 2016, the political issue of immigration and integration had grown to one of critical importance.¹¹⁸ The political sphere has been characterised by a level of indecisiveness when it comes to the appropriate actions. For example, the Social Democratic Party has experienced internal divisions and tensions due to a new law, which severely limits refugees' access to permanent residence permits.¹¹⁹ The public sphere has been in some turmoil as well; one of the most extreme symptoms of this was the arson of around 50 refugee centres in 2016.¹²⁰ With the experiences from the refugee crisis in mind, the need for research that clarifies and enlightens political and public debate on migration issues is particularly evident.

Swedish migration researchers identify several possible sources of data: the ESS, the International Social Survey Programme (ISSP), the European Value Survey (EVS) and Eurobarometer. The main advantage with ESS is the methodological quality and the broad and diverse scope of data which allows work on complex research questions. The harmonisation of national data is also pointed out as an advantage, as it allows for sophisticated cross-national studies. According to the ESS bibliometric database, 26 items including ESS data on migration have been published by Swedish researchers.¹²¹ Out of these, our bibliometric analysis identified that seven have had high academic impact.¹²²

The political response to the increased need for visibility of migration research has been establishment of the Swedish Delegation for Migration Studies (Delmi) in 2014, an initiative of the previous government. Delmi has the objective to share and initiate studies on migration in a wide and interdisciplinary perspective, and to inform policy makers and the public. The sharing of ESS data, directly or indirectly via research, falls within the scope of Delmi's activities, as it contributes to a better understanding of migration issues.

Use of ESS

29.1.1 Umeå University

Five of the top-seven Swedish ESS publications are produced by researchers from Umeå University in Northern Sweden. The Swedish ESS coordinator (who has first-authorship of three publications) is based at the university. The interviewed researchers at Umeå University have used ESS data in several ways. Many of their studies include cross-national analysis and analysis over time in order to investigate

¹¹⁷ <https://www.migrationsverket.se/Om-Migrationsverket/Nyhetsarkiv/Nyhetsarkiv-2016/2016-01-01-Nastan-163-000-manniskor-sokte-asyl-i-Sverige-2015.html>

¹¹⁸ <http://www.dn.se/nyheter/politik/invandring-den-viktigaste-fragan-for-valjarna/>

¹¹⁹ <https://www.svd.se/permanenta-uppehallstillstand-pessar-s-ledningen>

¹²⁰ <https://www.svt.se/nyheter/lokalt/vast/over-90-anlagda-brander-pa-asylboenden-forra-aret>

¹²¹ A search for "immigration" among Swedish authors, journal articles, Book, Book chapter, Report, working papers, Conference papers, edited volumes.

¹²² According to the bibliometric analysis conducted for this study.

and explain xenophobia and attitudes towards immigration. To combine cross-national comparisons of attitudes with comparisons over time is an increasingly popular usage. Thanks to the incorporation of immigration questions in the core modules, the length of the time series is starting to enable yet more detailed analysis.

An example of the use of ESS data for analysis over time and between countries is the research project *Radical Right Parties and Attitudes to Immigration: Europe in the 21st Century*, where two researchers at Umeå University investigated what happens with xenophobia when politics shifts towards the far right. Through an advanced variation of multilevel analysis, the collection of ESS data from all rounds enabled the researchers to statistically verify the direction of the causal mechanism (what affects what). This sophisticated analysis is only made possible by the comprehensiveness of ESS data. One of the researchers points out that without the ESS data, he would probably not have been able to come up with the idea in the first place. The existence of the data enabled the formulation of the research question and had he not had the data, he notes he would likely have studied something else.

Outputs and added value ESS

New answers to old questions

There are three ESS-based publications at Umeå University on the issue of immigration, where the ESS has been the only data source that could enable the statistical analysis and results. The ESS was used by a researcher to provide new answers to “old” theoretical questions:

- Hjerm, M (2007) ‘Do numbers really count? Group Threat Theory Revisited’, *Journal of ethnic and migration studies* 33(8), pp. 1253-75.
- Hjerm, M (2007) ‘Anti-Immigrant Attitudes And Cross-Municipal Variation In The Proportion Of Immigrants’, *Acta Sociologica* 52(1), pp. 47-62.
- Hjerm, M and Nagayoshi K (2011) ‘The Composition Of The Minority Population As A Threat: Can Real Economic And Cultural Threats Explain Xenophobia?’ *International Sociology* 26(6), pp. 815-43.

In the first of the above, the researcher revisits a certain strand of group threat theory which states that the size of a given minority has a direct bearing on anti-immigration attitudes amongst the majority population. In previous research, the theory had proved to have some explanatory power, particularly in studies in the American context. However, the researcher from Umeå University was able to challenge the hypothesis, and through multi-level analysis of ESS data, it was found that neither the actual or perceived size of minority groups had any effect on anti-immigration attitudes in Europe. The analysis would not have been feasible without the comprehensiveness of ESS data.

The successive studies further investigate the group threat theory. In the study from 2009, it is tested whether the de-linkage between size of immigrant population and anti-immigrant attitudes is affected by the visibility of immigrants, country of origin, or other contextual factors. Through analysing ESS data, the study found that the de-linkage holds, but that economic context matters to some extent. Anti-immigrant attitudes are found to be strongest in poor municipalities that have a large share of immigrants. The study from 2011 focuses on the composition of the immigrant group, and whether the size argument is valid for the perceived cultural or economic threat that the immigrant population may pose. It is found that the composition of immigrant population is decisive.

The Delmi Report

The research project *Radical Right Parties and Attitudes to Immigration: Europe in the 21st Century* was picked up by Delmi, and a report and policy brief were published by the delegation. The research project showed that, contrary to popular and scientific belief, the rise of radical right wing parties does not lead to increased xenophobic attitudes.¹²³ Delmi appreciated the research, in part because they trust

¹²³ <http://www.delmi.se/demokrati#!/radikala-hogerpartier-och-attityder-till-invandring-i-europa-rapport-20141>

researchers to have good scientific judgement when it comes to use of data, but also because they regard ESS to have a satisfactory quality.

Dissemination

Audiences and reach

The academic community is identified by the researchers at Umeå University to be the main recipient of their research, at least in the short term. The research is disseminated mainly through publications in scientific journals. In a long-term perspective, the researchers also want the accumulated research to affect policy-making and have wider impact on society as a whole.

However, the reach of the research is increased through non-academic interactions, as a number of organisations outside of academia have approached the researchers due to the societal and political interest in migration issues. Organisations frequently request presentations and seminars, and the researchers have held presentations on a range of occasions: For political organisations including the youth organisation of the Social Democratic Party, for public agencies and for the general public at publicly arranged presentations. Another channel for dissemination towards wider audiences has been the publication of media pieces in various news channels. The ESS coordinator at Umeå University has published around 15 pieces about his research with ESS data in mainstream media. Furthermore, the researchers have contributed to chapters in books aimed at the wider public.

Delmi – intermediary

As mentioned above, Delmi is an important intermediary organisation for migration research in Sweden. The aforementioned report, *Radical Right Parties and Attitudes to Immigration: Europe in the 21st Century (2014)*, was the first report that Delmi picked up and published, soon after its establishment. It was also Delmi's first encounter with ESS data. None of the subsequent reports published by Delmi include ESS data. However, they still disseminate ESS data, as their web-page features an interactive tool based on ESS data, displaying attitudes towards immigration over time (2002-2014), and between European countries.¹²⁴ The web-page with the figure has been viewed 1.600 times this year.

The visibility the report received through Delmi was accompanied with a feature in an episode of the nationally broadcasted news show "SVT Forum" (run by the state owned Swedish Television), where Political Scientists Jonas Hinnfors from University of Gothenburg, and Ann-Cathrine Jungar from Södertörn University College commented on the results.¹²⁵ The report got additional visibility through a debate article the researchers wrote for "Dagens Nyheter", the largest morning paper in Sweden, where they summarised their findings and implications for contemporary society.¹²⁶

The dissemination of ESS data falls within Delmi's mandate to share and inform the public and policymakers about migration research. Delmi's role, as described by themselves and by the migration researchers at Umeå University, is to share the most appropriate and important research, based on the most appropriate data. The researchers acknowledge their own responsibility to communicate the high quality of ESS as a database. It seems they have done so with success: Delmi has picked up on the usefulness of ESS data, and they especially praise the large number of units of analysis, the data collection over time, and the resulting strong evidence base. It is noted that ESS data hold a high status in the academic field. Additionally, the accessibility of the data is appreciated, as it is valuable for the wider public. Delmi does not have anything new planned with ESS data at the moment, but they keep themselves updated by following ESS web-page for news.

¹²⁴ <http://www.delmi.se/migration-i-siffror#!/attityder-till-invandring-i-europeiska-lander-2002-2012>

¹²⁵ <https://www.svt.se/nyheter/svtforum/trots-hogerpopulism-oforandrad-invandringsattityd>

¹²⁶ <http://www.dn.se/debatt/trots-extrempartier-okar-inte-framlingsfientligheten/>

Outcomes and impacts

Research articles and papers

The ESS data has enabled researchers at Umeå University to formulate and answer complex research questions, which has somewhat affected the direction of migration research. The review of group threat theory initiated many subsequent studies in the same area, from researchers in Europe and United States. This academic impact is evident through the number of times these studies has been cited. The study from 2007 has a CS 36, and NCS 1.86. The study from 2009 has CS 28, NCS 2.08 and the study from 2011 CS 15, NCS 1.85.¹²⁷

The researchers at Umeå University hope that their research will have societal impact in the long term, that it will affect policymaking and help explain social phenomena. However, it is noted that direct impact of research is limited and that no major changes will happen from one day to the next.

Media attention and public debate

The research report published by Delmi, followed by the segment in “SVT Forum” and the debate article in “Dagens Nyheter”, generated some response in the media. The researchers at Umeå University noted that the media attention likely came about because the report’s findings ran contrary to popular belief. The general public and scholars alike had a sense that the presence of radical right wing parties affected public attitudes towards immigration negatively. ESS was important in order to produce these results to the contrary, as the comprehensiveness of the data enabled the sophisticated analysis which at least partially falsified the hypothesis.

The media response came from several editorial writers and political commentators, who argued that because the success of radical right wing parties does not affect attitudes towards immigration, there is no need to limit the anti-immigrant party the Swedish Democrats participation in political cooperation and debate. “Dagens Nyheter” published two successive opinion pieces, which argued that radical right parties’ voices should not be limited in public media.¹²⁸ A similar response came from a political commentator in “Göteborgsposten”, who argued that the anti-immigration party the Swedish Democrats should not be shut out from political cooperations.¹²⁹

Policy impact

Delmi presented the report to the Swedish Government and the parliament in a seminar. No policy impact has been observed. However, the accumulated efforts from Delmi might impact policymakers’ actions in the long run.

Additionally, the report may have impact on Delmi’s profile as an organisation. The government intends to continuously follow the results and performance of Delmi, and no later than 2017, there will be a decision on how the efforts regarding sharing and initiating of migration research are best supported in the future.

Reflection on pathways

The researchers at Umeå University as well as Delmi conclude that research relating to migration is of high societal interest, in the public and policy sphere. In case of the Delmi-report, the results questioned existing scientific theories and popular beliefs, which made them particularly important for political commentators and journalists.

Even though there has not yet been any concrete non-academic impact from the report, the association with Delmi has increased its visibility, which demonstrates the important role intermediary organisations may have when it comes to impact of ESS data. The researchers point out that Delmi’s

¹²⁷ Source: Bibliometric analysis by CWTS

¹²⁸ <http://www.dn.se/arkiv/ledare/inga-honor-utan-agg/>, <http://www.dn.se/ledare/signerat/framlingsfientlighet-battre-och-battre-dag-for-dag/>

¹²⁹ <http://www.gp.se/nyheter/g%C3%B6teborg/kr%C3%B6niker/korkat-tro-att-%C3%A5sikter-kan-tigas-ihj%C3%A4-1.247412>

ability to make impact with ESS data is enabled through its position, resources and networks. However, both Delmi and the researchers agree that it is the researcher's responsibility to convey the importance of their studies and the excellence of the ESS. This means that the impact of ESS through intermediary organisations likewise depends on researchers' ability to advocate the use and superiority of ESS data.

A success factor which, besides the quality and comprehensiveness of the ESS data, has enabled the production of the high impact research is the coincidence of the rise and growth of ESS and methodological developments enabled by technological advancements. The researchers at Umeå University argue that the possibility to conduct sophisticated statistical analysis has increased and allowed for new ways to use the data.

Sources

Interviews:

- Mikael Hjerm, researcher and ESS coordinator at Umeå University: 20-04-2017.
- Andrea Boman, researcher at Umeå University: 14-03-2017
- Anton Ahlén, Delmi: 11-05-2017

Other sources:

Online media-articles

- <http://www.dn.se/ledare/signerat/framlingsfientlighet-bättre-och-bättre-dag-for-dag/>
- <http://www.gp.se/nyheter/g%C3%B6teborg/kr%C3%B6nika-korkat-tro-att-%C3%A5sikter-kan-tigas-ihj%C3%A4-1.247412>
- <http://www.dn.se/arkiv/ledare/inga-honor-utan-agg/>
- <https://www.svt.se/nyheter/svtforum/trots-hogerpopulism-oforandrad-invandringsattityd>
- <http://www.dn.se/debatt/trots-extrempartier-okar-inte-framlingsfientligheten/>
- <https://www.migrationsverket.se/Om-Migrationsverket/Nyhetsarkiv/Nyhetsarkiv-2016/2016-01-01-Nastan-163-000-manniskor-sokte-asyll-i-Sverige-2015.html>
- <http://www.dn.se/nyheter/politik/invandring-den-viktigaste-fragan-for-valjarna/>
- <https://www.svd.se/permanenta-uppehallstillstand-pressar-s-ledningen>
- <https://www.svt.se/nyheter/lokalt/vast/over-90-anlagda-brander-pa-asyllboenden-forra-aret>

Interactive web-tool

- <http://www.delmi.se/migration-i-siffror#!/attityder-till-invandring-i-europeiska-lander-2002-2012>

The Delmi-report

- <http://www.delmi.se/demokrati#!/radikala-hogerpartier-och-attityder-till-invandring-i-europa-rapport-20141>

30 Sweden: Monitoring of the police – citizens’ influence

Summary

Type: non-academic impact

This case study investigates the role of ESS in developing national strategies for citizens’ relationships with the Police, first in Sweden and latterly in Albania. The ESS module concerning “Trust in the Police and the Criminal Courts” fed into a strategic reorganisation of the Swedish police service and national efforts to strengthen local policing. The same ESS module has been used to support several capacity building projects in Albania, informing the design of community policing approaches, through revealing citizens’ needs.

Context and starting point

In 2009, prior to the launch of the “Trust in the Police and the Criminal Courts” as an ESS rotating module in 2010, an expert panel was formed to inform the design of the module. Kjell Elefalk, an expert from Sweden was included in the panel. He had earlier been employed by the national police Agency, where he had worked with the design of different models for monitoring and measuring civil safeness and trust in the Police. He was involved in the design of one of the first Swedish results-models which used citizens’ scoreboards to measure satisfaction with the Police. This was in the mid 1990s. Up until then, the Police had only used economic indicators to measure and monitor results. Also, he was involved in the establishment of the Police’s annual national safeness inquiry.¹³⁰ This engagement was the basis for the invitation to participate in the ESS expert panel, which was his first interaction with the European Social Survey.

The participation in the expert-panel gave Mr Elefalk the opportunity to get a first-hand experience and insight in the design and methodology of ESS. Impressed by the methodology, for example regarding the mechanism that minimises the interviewer’s influence, he saw the potential of the ESS in his own field; the methodological advantages of the rotating module could directly benefit the models which monitor performance of the Swedish Police, through adding a citizens’ perspective.

The performance of the Swedish Police is discussed in the Swedish media more or less on a daily basis.¹³¹ The Police are often subject to investigation, and can be both praised and criticised. For example, in 2017 Swedish Television conducted a mapping of “everyday crimes” (such as burglary, theft or harassment), and found that only 14% were solved.¹³² This was followed by substantial media attention.¹³³ By contrast, the Swedish Police were praised for their responsiveness and the way they acted in the suspected terrorist attack in Stockholm on the 7th April 2017. It was found that 91% of Swedish people were satisfied with the way the Police had acted.¹³⁴

Mr Elefalk reflected upon this changeable and often inconsistent presentation, and concluded that conventional statistics can be used to frame Police operations as good or bad. This suggested a need for a more reliable and holistic representation of citizens’ perceptions of the Swedish Police. To monitor citizens’ attitudes about the Police through the use of ESS Police module would add citizen’s influence, which would benefit the Police’s internal strategic activities, as well as policy making on the political level. The level of trust in the Police has a democratic value, as the effectiveness of the Police is dependent on societal trust. If people do not trust the Police, it will impair their ability to operate, as people might not be inclined to trust the Police with information. This is why it is important to be aware of the actual state of relations between the Swedish Police and Swedish citizens.

¹³⁰ <https://www.bra.se/brott-och-statistik/statistiska-undersokningar/nationella-trygghetsundersokningen.html>

¹³¹ Based on a search in the media archive Retriever (Swedish newspapers) for “svensk polis”.

¹³² <https://www.svt.se/nyheter/inrikes/sa-fa-brott-blir-uppkarade>

¹³³ <https://www.svt.se/nyheter/lokalt/uppsala/polischefen-vi-maste-bli-battre>

¹³⁴ <https://www.svt.se/nyheter/inrikes/efter-terroradaket-okat-fortroende-for-polisen>

Use of ESS

Context – the reorganisation of Swedish Police

The Swedish government commissioned a reorganisation of the Swedish Police between 2013 and 2015. 21 local Police Agencies were transformed into one national Agency. In addition, 90 Local Police Areas were formed with the mandate and resources to work more closely with local citizens and to be more responsive to their needs. It was the most extensive reorganisation in decades.¹³⁵

The National Police Commissioner's Secretariat, commissioned to coordinate the reorganisation, established an implementation programme. As part of this, a memorandum was written and agreed in 2015, which provided a detailed picture of the current state of progress regarding the transfer of resources and operations. The purpose of the memorandum was to provide the national strategic steering group and the National Police Commissioner with a point of reference (baseline) and a basis for discussion and future action.

Mr Elefalk contributed to the memo, and provided suggestions on how to work with strategic planning and monitoring activities. The expert emphasised the usefulness of ESS Police module's methodology and design, in order to measure the appropriateness and efficiency of the reorganisation in terms of citizens' needs. The memo proposed a monitoring approach based on three citizens' indicators: perceived safeness, efficiency of case management and trust in the Police. In order to measure and monitor the trust indicator, the memo suggested that a national body or organisation could build on the ESS Police module's methodology and design, and carry out systematic citizens' value and attitude studies, with the purpose to investigate citizens' confidence in the Swedish Police and the justice system. It was suggested that an existing agency, the Swedish National Council for Crime Prevention (the Swedish abbreviation is BRÅ), would take on these studies.¹³⁶

The National Safeness Inquiry (NTU) of the Swedish National Council for Crime Prevention (BRÅ)

BRÅ is commissioned to present facts and disseminate information about crime, crime-prevention work and the responsiveness of the justice system.¹³⁷ The agency also produces official crime-statistics, among these, the annual national safeness inquiry (the Swedish abbreviation is NTU) (which establishment the interviewed expert contributed to in the 1990s). The survey is conducted by Statistics Sweden, through phone interviews. It includes questions on trust in the Police, aiming to measure attitudes and values, somewhat similar to the objectives of ESS. However, BRÅ points out that the main element distinguishing NTU from other inquiries is that it investigates societal trust in the Police in the context of experienced safeness and vulnerability to crime, and not in context of trust in other agencies or societal institutions. This creates a dataset that makes it possible to measure correlations between experienced safeness/vulnerability to crime on the one hand, and trust in the Police and the justice system on the other hand.

The expert argues that ESS Police module could function as a complement to NTU, in an overarching strategy to monitor citizens' needs and relations with the Police.

Outcomes and impacts

The memo was presented to the National Police Commissioner and the strategic steering group, but any actions or impact as a result of the memo in Sweden is unknown to the expert, and it has not produced any clear results, policy wise. It should be mentioned that somewhat similar studies on citizens' trust in the Police are conducted in Sweden, Two main comparable surveys on trust in the Police are mentioned in the official evaluation of the reorganisation, conducted by the Swedish Agency for Public

¹³⁵ https://polisen.se/PageFiles/581379/Polismyndigheten_faktablad_150304.pdf

¹³⁶

<https://polisen.se/Global/www%20och%20Intrapolis/Om%20polisen/01%20Nationellt/Har%20ovi%20kommit%20onarmare%20omedborgarna.pdf>

¹³⁷ <http://www.bra.se/om-bra.html>

Management:¹³⁸ the National Safeness Survey, and the annual survey from the Society, Opinion, Media (SOM) institute at the University of Gothenburg (investigating trust in various institutions, including the Police).¹³⁹ The evaluation of the reorganisation is a context where one could expect to find a study which monitors societal trust in the Police, based on ESS, as suggested in the memo. In the absence of such, one could assume that these comparable studies are filling the information need with the Swedish Police.

The expert has worked in Albania since 2012, on capacity building regarding Police institutions. He has had the role of International Police Advisor to the Albanian State Police/Ministry of Interior. The design and questions of ESS Police Module were used in his operations in 2013 and 2014, which included the measuring of attitudes towards the Police in 12 regions. The results revealed that the main issue undermining citizens' trust in Albanian Police is the perceived inefficiency of the force.

Furthermore, the expert is currently involved in a project funded by The Swedish International Development Cooperation Agency (SIDA), aimed at strengthening community policing through building mutual trust and partnership between Police and communities. The project is in its second phase, 2017-2020.¹⁴⁰ The project targets two regions in Albania, where the concept of Community Policing is introduced.¹⁴¹ The community policing approach is to be tailored to the Albanian context, through an initial needs analysis based on the ESS Police module. 40,000 people in each region are to participate in the survey, and it is to be conducted annually (2017-2020) in order for the project to be aware and responsive to citizens' needs, as well as evaluate the project's results. Stakeholders engaged in the project include national politicians, ministry people, municipality officials and National Police Commissioners.

From experiences in the Albanian project, the expert identifies and confirms the usefulness of ESS Police module as a tool to improve police work through developing and changing strategies and policies regarding the Police. The ESS Police Module is helpful because it reveals what the citizens really think about the Police and what should be improved. The methodological strength of the module-design contributes a much-needed quality assurance aspect in a country where the inefficiency of the Police causes lack of trust which has negative effects for neighbourhood safety.

Pathways to impact

The Swedish tradition of gathering data on individuals is rich, and that the ESS has a lot of national competition from other research infrastructures, as well as from public data collection. In the case of trust in the Police, competitors are mainly the SOM institute survey, and the NTU Survey. However, the ESS Police Module is regarded by the expert to have a better methodology when it comes to measuring trust in the Police. He argues that the Swedish Police should make use of these benefits as a complement to NTU survey.¹⁴²

The expert also reflects on why the design of ESS Police Module is not picked up by the Swedish Police. He concludes that being a modern and well developed societal institution, professional operations and processes within the Swedish Police institutions are carefully and extensively defined and are not changed lightly. This high level of codification can cause the service to be less open to new perspectives and even where ideas are attractive in principle it can be slow to adopt new approaches.

Albania on the other hand, is described as a country where the justice system and law enforcement is not as well developed. Additionally, it has less institutionalised data collection and statistics on individuals. The experience of the expert is that this contributes to Police institutions, which are somewhat more open to influences that can improve their performance.

¹³⁸ <http://www.statskontoret.se/globalassets/publikationer/2016/201622.pdf>

¹³⁹ http://som.gu.se/som_institute/about-som

¹⁴⁰ <https://www.fcgsverige.se/projects/strengthening-community-policing-in-albania-2nd-phase-2017-2020>

¹⁴¹ Similar objectives as the Local Police Areas in Sweden, to operate close to the citizens and be responsive to their needs.

¹⁴² Advantages of ESS in comparison to competing studies are likewise noted by researchers interviewed in the scope of this Impact Study.

Another important aspect of the pathways to impact in this case, is how the expert came to be an advocate of ESS in the first place. The usefulness of ESS Police module became apparent to the expert through his participation in the expert-panel, where he learned about the methodology and the scope of ESS. As presented in the Country Report for Sweden, the communication of information activities aimed towards non-academics is limited. This case study is an example of the value of outreach activities aimed at organisations and professionals outside academia.

Sources

Interviews:

- Skype interview with Kjell Elefalk: 11-05-2017
- Mail correspondence with Åsa Irlander Strid at the Swedish National Council for crime prevention: 29-05-2017

Other sources:

- <https://www.fcgsverige.se/projects/strengthening-community-policing-in-albania-2nd-phase-2017-2020>
- <https://www.fcgsverige.se/news/strengthening-community-policing-in-albania-second-phase-2017-2020>
- <https://www.linkedin.com/in/kjell-elefalk-53773528/?ppe=1>
- <https://www.bra.se/brott-och-statistik/statistiska-undersokningar/nationella-trygghetsundersokningen.html>
- <https://polisen.se/Global/www%20och%20Intrapolis/Om%20polisen/01%20Nationellt/Har%20vi%20kommit%20onarmare%20medborgarna.pdf>
- https://polisen.se/PageFiles/581379/Polismyndigheten_faktablad_150304.pdf
- <http://www.statskontoret.se/globalassets/publikationer/2016/201622.pdf>
- http://som.gu.se/som_institute/about-som
- <https://www.svt.se/nyheter/inrikes/sa-fa-brott-blir-uppklarade>
- <https://www.svt.se/nyheter/lokalt/uppsala/polischefen-vi-maste-bli-battare>
- <https://www.svt.se/nyheter/inrikes/efter-terroredat-okat-fortroende-for-polisen>

31 Switzerland: Human values and the ESS – a long-lasting relationship

Summary

Type: academic impact

The academic career of Prof. Eldad Davidov is closely bound up with the ESS. Shortly after obtaining his PhD, he applied Schwartz's value theory to the ESS data. Since then, he and a network of collaborators (notably Peter Schmidt, Jan Cieciuch and Shalom Schwartz) have published extensively using the data. Over the years, their work has gained recognition with Davidov and Schmidt publishing in the *Annual Review of Sociology* in 2014 and speaking at a British Academy conference on *European attitudes to immigration* in 2016. They also use their work and the ESS as a basis for teaching statistics courses, both at their respective universities and at summer schools.

Context and starting point

Eldad Davidov is, as of 2016, professor in Methods of Empirical Social Research at Cologne University's Institute of Sociology and Social Psychology. Prior to this, he was professor in Sociology at the University of Zurich (2009-2016), to which he is still affiliated, substitute professor at the Universities of Manheim (2007-2008) and Cologne (2008-2009), and research assistant at Cologne (2006-2008) and Giessen (2004-2006). He received his PhD in 2004 from the latter and his habilitation from Cologne University.

He started using the ESS in 2004, with an analysis of values measurement across 20 countries. It is his interest in the measurement of social values that led him to work with the ESS, which includes a large set of data on the topic.

Today, he uses the ESS intensively, though he also makes some use of other datasets, including the International Social Survey Programme (ISSP), the World Values Study (WVS) and the European Values Study (EVS). The main added value of the ESS to his work is its comparability, because it is the comparative dataset with the highest methodological standards available. He also adds that, when it comes to values, the ESS measurement is unique as it provides both a values scale and measurements on many diverse topics, as well as covering many countries.

Use of ESS

Davidov's research with the ESS has two dimensions: on one hand, he works on the methodological issue of comparability. When it comes to international surveys, there is a risk that respondents from different countries have a different understanding of the same question, leading to problematic results. The objective of his research was to test and guarantee the comparability of the data on values collected in the ESS and of other scales. On the other hand, he uses the ESS data on values in order to try and explain the (difference in) attitudes in Europe, especially towards immigration.

Much of Davidov's work is related to Schwartz's values scale theory, which was published in 1992 in *Advances in Experimental Social Psychology*. Schwartz looked at the 'universals in the content and structure of values'. His theory suggests there is a set of values (tradition, conformity, security, power, achievement, hedonism, stimulation, self-direction, universalism and benevolence) that is almost universal and that people share. Hence, the differences in behaviour come from the priority given to some values against others. For instance, some people consider achievement to be more important than universalism and some consider the opposite. The theory also posits that these values are grouped under different dimensions (e.g. social vs. individual values). Schwartz's values scale is used not only to describe people's behaviour and attitudes, but to explain them.

Schwartz is a prominent figure in the field of social psychology. The paper presenting his theory has been cited more than 11,500 times on Google Scholar and he has an overall track record of more than 70,000 citations.¹⁴³ He was prominent enough to see his theory included as one of the core modules of

¹⁴³ <https://scholar.google.fr/citations?user=7gi3pqaAAAAJ&hl=fr&oi=ao> (last consulted on 16/05/17)

the ESS. Indeed, he successfully proposed to integrate the measuring of value orientations across nations in the survey. Thereby, data on human values among Europeans are available every two years. Since he started using the ESS, Davidov has worked on the data through teams of researchers from several different universities and countries.

Of his 31 ESS bibliographical references,¹⁴⁴ Davidov published four as sole author. His main collaborators are Prof. Peter Schmidt (University of Giessen), Prof. Jan Cieciuch (Warsaw University), Prof. Shalom Schwartz (Hebrew University of Jerusalem), Prof. Jaak Billiet (University of Leuven) and Prof. Bart Meuleman (University of Leuven).

Dissemination

Davidov and his collaborators' work is disseminated chiefly to academic audiences. Their main medium for dissemination is publication, from journal articles and book chapters to conference papers and edited books. The table below lists Davidov's journal articles, which make up more than half of his published work on the ESS.

In bold are the two articles Davidov considers as his most important. 'Bringing values back in' (2008) is his second most cited article (487 citations), while 'Values and support for immigration' (2008) ranks at the fifth place (162) according to Google scholar.¹⁴⁵

List of journal articles (co-)authored by Eldad Davidov (2007-2017)

Title	Year	Published in/by
The dynamic relations between economic conditions and anti-immigrant sentiment: A natural experiment in times of the European economic crisis	2017	International Journal of Comparative Sociology
Testing for Approximate Measurement Invariance of Human Values in the European Social Survey	2017	Sociological Methods & Research
The comparability of the universalism value over time and across countries in the European Social Survey: exact versus approximate measurement equivalence	2015	Frontiers in Psychology
The comparability of attitudes toward immigration in the European Social Survey: Exact versus approximate equivalence	2015	Public Opinion Quarterly
Human values, legal regulation, and approval of homosexuality in Europe: A cross-country comparison	2015	European Journal of Social Psychology
Measurement equivalence in cross-national research	2014	Annual Review of Sociology
Individual values, cultural embeddedness, and anti-immigration sentiments: Explaining differences in the effect of values on attitudes toward immigration across Europe	2014	Kölner Zeitschrift für Soziologie und Sozialpsychologie
Measurement Equivalence Across Subnational Groups: An Analysis of the Conception of Nationhood in Switzerland	2013	International journal of public opinion research
Evaluating Measurement Invariance for Social and Political Trust in Western Europe over Four Measurement Time Points (2002-2008)	2013	Ask. Research & Methods
Measurement equivalence across subnational groups: An analysis of the conception of nationhood in Switzerland	2013	International Journal of Public Opinion Research
Using a Multilevel Structural Equation Modeling Approach to Explain Cross-Cultural Measurement Noninvariance	2012	Journal of Cross-Cultural Psychology
Explaining Attitudes Towards Immigration Policies in European Countries: The Role of Human Values	2012	Journal of ethnic and migration studies

¹⁴⁴ http://www.europeansocialsurvey.org/bibliography/search.html?_charset_=UTF-8&searchExp=Davidov&minYear=2003&maxYear=2018 (last consulted on 16/05/17)

¹⁴⁵ <https://scholar.google.fr/citations?user=Ic1jyYAAAAJ&hl=fr> (last consulted on 16/05/17)

Title	Year	Published in/by
A comparison of the invariance properties of the PVQ-40 and the PVQ-21 to measure human values across German and Polish Samples	2012	Survey Research Methods
Basic Personal Values and the Meaning of Left-Right Political Orientations in 20 Countries	2011	Political Psychology
How Harmful are Survey Translations? A Test with Schwartz's Human Values Instrument	2010	International journal of public opinion research
Testing for comparability of human values across countries and time with the third round of the European Social Survey	2010	International Journal of Comparative Sociology
Do we have to combine Values in the Schwartz' Human Values Scale? A Comment on the Davidov Studies	2009	Survey Research Methods
Changing attitudes toward immigration in Europe, 2002-2007: a dynamic group conflict theory approach	2008	Social Science Research
Values and Support for Immigration: A Cross-Country Comparison	2008	European Sociological Review
A Cross-Country and Cross-Time Comparison of the Human Values Measurements with the Second Round of the European Social Survey	2008	Survey Research Methods
Bringing Values Back In: The Adequacy of the European Social Survey to Measure Values in 20 countries	2008	Public Opinion Quarterly
The Measurement of Values with the "Portraits Value Questionnaire"	2007	Zeitschrift für Sozialpsychologie

Source: ESS bibliography, available at europeansocialsurvey.org/bibliography (last consulted on 16/05/17)

Beyond the academic domain, it is notable that Davidov and Schmidt were invited together with the other team members who prepared the repeating module on immigration by Prof. Anthony Heath and Prof. Robert Ford to the British Academy to speak at a conference on “European attitudes to immigration” in November 2016.¹⁴⁶ The British Academy is the UK’s national body for the humanities and social sciences and acts as a forum for debate and engagement, including also non-academic stakeholders. In fact, this conference was a preparation to an upcoming special issue (eight to ten articles) of the *Journal of Ethnic and Migration Studies* on the immigration module of the ESS, guest edited by the team members of the immigration module (Eldad Davidov, Robert Ford, Eva Green, Anthony Heath, Alice Ramos, and Peter Schmidt).

In Zurich, Davidov also used the ESS for teaching purposes in his two advanced statistic courses. In one of them, the ESS data was used as raw material for statistics exercises. In the other, students were required to write an essay using the ESS data. Since his recent move to Cologne University, he has not used the ESS in his courses yet, but plans to do so.

Davidov also estimates that he was invited between 20 and 30 times to teach courses in other universities or summer schools. Moreover, together with Peter Schmidt, he is a key contributor to the Swiss Summer School.¹⁴⁷ In their courses, they teach quantitative social science methodology (including structural equation modelling and familiarisation with software) and use the ESS data as raw data. Schmidt gave his first class in 1998 and was joined by Davidov in 2006 and they are still teaching today. Their classes of 20 to 30 participants are composed of PhD students and post-docs. Schmidt first used German data but he and Davidov shifted to the ESS data. They realised that the study of cultures was becoming more important, hence the necessity to shift from a national to a European level. They also believed that, regarding the many cross-country studies available, it was important for the students to be able to undertake cross-country analysis.

¹⁴⁶ <http://www.britac.ac.uk/events/european-attitudes-immigration> (last consulted on 16/05/17)

¹⁴⁷ <http://www.unige.ch/ses/sococ/ss/w13.html> (last consulted on 16/05/17)

Outcomes and impacts

The results of Davidov and his colleagues' research proved to be coherent and robust evidence of Schwartz's theory. In 2012, it also led to a revision of Schwartz's scale, in a study led by Schwartz himself. The classical model is a continuum of 10 values and 21 items measuring them are included as such in the ESS. However, it proved to be difficult to differentiate the ten values through the survey. The revised model offers a set of 19 values (each measured by three items) which provides a more reliable and valid measurement of the values. It is (hopefully) yet to be implemented in the ESS.

In terms of bibliometrics, Davidov has a track-record of almost 4,000 citations. The article he co-authored (with 11 other scholars) on refining the theory of basic individual values is his most cited (570 citations). Seven other articles he published and co-authored have been cited more than 100 times.¹⁴⁸

The work and publications of Davidov and his colleagues around the issue of comparability (including extensive research on the ESS) have led them to publish an article on the measurement equivalence in cross-national research in the *Annual Review of Sociology*,¹⁴⁹ a top-ranking journal in the field of sociology.

Davidov's use of the data and involvement with the ESS grew to the point that he, in turn, became involved in the design of a rotating module. With Schmidt and other scholars in a team led by Prof. Anthony Heath from Nuffield College in Oxford, they successfully submitted a proposal on immigration (*Immigration, including: attitudes, perceptions and policy references*) for round 7 (2014) of the ESS. This rotating module was the repetition of a module used in the first round of the ESS.

Reflection on pathways

The characteristics of the ESS fundamentally enabled Davidov and his colleagues to reach the noted academic impacts. Foremost, the inclusion Schwartz's theory in the ESS questionnaire from the beginning provided new data on human values. Schwartz's early interest in the ESS led to the integration of his theory into the questionnaire. The consequently available data enabled extensive cross-cultural research on the subject. To date, the ESS provides the best available human values scale for cross-country comparison (though it is criticised since the scale is too short and cannot differentiate between all values). Other human values scales have been implemented in other surveys, but none are repeated every two years, cover a wide range of countries and population samples, and have such a robust methodology.

These assets have enabled Davidov and his colleagues to not only to describe behaviours and attitudes but also to explain them. Thanks to the ESS, they could explore the explanatory mechanisms and, most importantly, compare them. Comparison across countries was the first type of comparison they undertook. After several waves were implemented, Davidov and his colleagues were then able to undertake comparisons over time.

In addition, the robustness of the ESS methodology has enabled Davidov and his colleagues to challenge the comparability of the data and to trigger methodological discussions on the issue.

When it comes to future perspectives, a colleague of Davidov mentioned that he had been contacted several times by journalists, policy-makers and heads of schools interested to have his view on his analysis and the conclusions he reached on values-related issues. He did not take the time to "translate" his research in a non-scientific language. However, he mentioned that there was a lot of potential to communicate on these issues and that disseminating scientific results should be a task for the future.

¹⁴⁸ <https://scholar.google.fr/citations?user=Ic1jviYAAAAJ&hl=fr> (last consulted on 16/05/17)

¹⁴⁹ <http://annualreviews.org/doi/pdf/10.1146/annurev-soc-071913-043137> (last consulted on 16/05/17)

Sources

Interviews:

- Eldad Davidov, professor at the Institute of Sociology and Social Psychology, University of Cologne, and at the Department of Sociology, University of Zurich: 28/04/17 and 16/05/17
- Peter Schmidt, professor emeritus at the University of Giessen: 03/05/17
- Jan Ciecuch, Cardinal Stefan Wyszyński University Warsaw/University of Zurich: 23/05/17

Other documents:

- Schwartz S. H., 1992, “Universals in the content and structure of values: theoretical advances and empirical tests in 20 countries”, *Advances in experimental social psychology*
- Schwartz S. H., “A proposal for measure value orientations across nations”, *ESS Core Questionnaire Development – Human Values Proposal* (available online: http://www.europeansocialsurvey.org/docs/methodology/core_ess_questionnaire/ESS_core_questionnaire_human_values.pdf, last consulted on 23/05/17)

32 Switzerland: ESS and teaching quantitative research methods at the University of Geneva

Summary

Type: teaching impact

The ESS is widely used by social scientists in Switzerland and is a major teaching resource for students at undergraduate and postgraduate levels, with large numbers of student users from each of the country's major universities. Switzerland has a strong tradition of using quantitative research methods, and the ESS is widely used in courses dealing with survey data analysis and quantitative methods in social sciences, the ESS data are used in three main ways: i) by professors to give an example of quantitative analysis, and to illustrate theoretical concepts; ii) by professors of the ESS popular science publications, in particular the ESS top-line results; iii) by students as part of their research projects. The ESS is highly regarded as a teaching resource by universities in Switzerland, in part because there is no real alternative platform for teaching international comparative data analysis. Its value is further enhanced by its methodological quality and its open access.

Context

Switzerland has 2,884 registered ESS users, among whom 517 are researchers (18%), and 1,980 are students (69%), which represents a high density of students among users. User data show that use by students is prevalent at the universities of Geneva, Lausanne, Bern and Lucerne. Among the main Swiss universities, the University of Geneva is the one with the highest rate of ESS use by students (392 users, i.e. 20% of the ESS users among students are from the University of Geneva).

Most of the students using the ESS data come from the Geneva School of Social Sciences, in particular from the Sociology Department and the Political Sciences Department. In 2016, the Geneva School of Social Sciences counted 1,167 students; they represent 7% of the total amount of registered students at the University of Geneva¹⁵⁰. The total staff of the Geneva School of Social Sciences is 164.9 FTEs, including 39.5 faculty staff, 104.9 professors/researchers (representing 2.4% of the whole university teaching staff), and 20.5 administrative and technical staff. The Department of Political Science is the largest department of political science in Switzerland, covering the main fields in the discipline: administration and public policies, political behaviour, comparative politics, Swiss politics, international relations and political theory. The Department of Sociology is presently characterized by the richness of its research fields and the diversity of the proposed methodological approaches.

It should be noted that in Switzerland, social sciences and in particular sociology, generally applies quantitative approaches, while in other countries qualitative or theory-driven work may be more common.

What happened as a result of the ESS?

Use of ESS

The European Social Survey is used in introductory courses on the analysis of survey data at the University of Geneva, e.g., the course on empirical methods in Social Sciences. Following a reform of the bachelor degree, this course was replaced during the academic year 2015/16 by the cross-cutting training course "Quantitative methods in the social sciences". Each year, this course is taken by 100 to 150 students. This course is based on the most commonly used statistical tools and their role in social science research. Many examples, based in particular on the ESS, enable students to acquire the necessary

¹⁵⁰ <https://www.unige.ch/stat/fr/statistiques/chiffresetudiants/>

knowledge and practical skills. The aim is to provide students with practical knowledge and skills in applying statistical tools to social science research issues.

As part of courses dealing with survey data analysis and quantitative methods in social sciences, the ESS data are used in three main ways:

- The ESS data are used by professors in their training courses as an example of quantitative analysis, and for illustrating theoretical learnings, for instance in the course on empirical methods in Social Sciences, which was directed by Professor Eugène Horver (in retirement since 2016) and now in the course on quantitative methods in the Social Sciences managed by Professor Jan Rosset
- Professors use ESS popular science publications, in particular the ESS top-line results. These documents are cross-national summaries of specific topics covered by the ESS questionnaire. The use of these publications for teaching purposes is highly appreciated by professors, because they give good examples of how survey data could be used. In the ESS top line results, data and topics are of better quality than in press articles and more understandable than scientific articles. This kind of publications is therefore a very useful compromise for teaching
- Finally, the ESS data are used by students to carry out their research projects (dissertation, thesis). In the context of the above-mentioned teaching course on empirical methods in social sciences, students must develop a research question and find the data in order to address it. Very often they choose to use the ESS data because the data suit their research subject and are also easy to access and use

Teaching Added value of ESS

The added value of the ESS is clearly high, insofar as in Switzerland few alternative data sources are available. *As a non-EU country, data on Switzerland from EU sources (E.g. Eurobarometer) is limited and, more generally Europe-wide surveys that have focus, for instance, on attitudes to the EU, tend to be less useful here.* As options are limited, the ESS is considered of outstanding value.

Compared to other international surveys in social sciences such as the Eurobarometer or ISSP, professors usually point out that the teaching added value of the ESS lies in the possibility of teaching international comparisons. Indeed, the questions are considered of high international comparability. In the case of Switzerland, it is all the more valuable as there is no real alternative to the ESS that could be used for international comparisons in social sciences. The ESS is seen as an important teaching resource to help improve teaching of cross-national survey methods and comparative data analysis.

In terms of learning, the ESS helps out a lot. This survey is considered to be very well documented, probably better than any other comparative social survey (such as ISSP and World Values). The ESS is said to provide better country coverage and a more complete set of control variables. It allows a comparative analysis (across countries and over time) of quality through data collection processes, translations, etc., which are more closely coordinated than for most other large social surveys (actually not so many). It is ideal for multidisciplinary teaching, insofar as it covers a wide variety of topics. Indeed, the ESS meets requests for data on topics studied across many social sciences disciplines.

Moreover, another clear advantage of the ESS used for teaching purposes, is its widely recognized methodological quality. The ESS has often been acknowledged as a valuable teaching resource. First, the ESS is a valuable tool to help students understand how to design, implement and use a survey. Its easy and open access, as well as its high quality and broad scope, make it useful for a broad range of teaching activities. Whilst in some countries the ESS is merely an additional “option” as a teaching resource in survey analysis, in others, such as Switzerland, it is a really valuable tool for teachers and students.

Impacts

The impact of the ESS in Switzerland occurs through the enhanced analytical skills of its social scientists, who make extensive use of its data and methodological guidance, and take those skills into their work as practitioners and academics. It is a small benefit to a large number of people, with the ultimate impact

occurring in hundreds of places – through more rigorous research or more analytical policy advice – out of sight of the lecturers tasked with developing those capabilities.

Regarding teaching and learning, the use of the ESS enable to teach quantitative international comparison analysis that was not possible before. And therefore, with the use of the ESS as a teaching tool, students has the opportunity to acquire valuable knowledge and skills in cross-national comparative data analysis that they could not have so deeply developed without the ESS.

In addition to that, indirectly the use of the ESS as a teaching resource is likely to have an effect on students who possibly would like to go into a research career in social sciences. Indeed, the ESS is a key resource for early career researchers/young researchers because it is an open access data source. Young researchers/PhD students often lack the resources to conduct their own empirical research. The ESS gives them a valuable support by allowing them to carry out their research and write their first publications without having to find additional funding to perform the necessary field investigations. In this respect, one interviewee (former PhD student) agrees that, without the ESS, he would not have been able to carry out one of his research work which resulted in a publication, because it would have been impossible to obtain the necessary funding to conduct a specific investigation. Data from other surveys could have been used, such as the ISSP (International Social Survey Programme) or the World Values Survey, but they would have been less interesting for his research, because they are less frequently collected, and the items are less thought out. He explains that, if he has the choice between several surveys, he prefers to use the ESS for his topics.

Reflection on pathways

The ESS is primarily chosen by university teachers because of the quality of the methodology. The ESS data are thereafter chosen by students writing their thesis because of the thematic coverage, international comparators and open access.

Attending an introductory course to the ESS as a student is a good starting point for ESS use and for dissemination of the survey results inside the university and potentially, to a wider extent, with publications that could arise from students' research works. When the ESS is used for teaching purposes, there is a snowball effect in the sense that students are potential future professional - academics or non-academic – users of the ESS data. Receiving ESS-based teaching makes it more natural to use data from this survey for future work. Most of the time, the ESS data are used more extensively by students, who process them as part of their thesis work, and who will obviously teach them in their classes when they become assistant professors.

Sources

Interviews:

- Jonas Pontusson, Professor, Political science department, University of
- Jan Rosset, Assistant professor, Research and teaching fellow, Political science department, University of Geneva
- Line Rennwald, Postdoctoral researcher, 'Early Postdoc.Mobility' fellowship of the Swiss National Science Foundation, University of Amsterdam/AISSR and Geneva (written exchanges)

Other documents:

- Geneva University website: <https://unige.ch/sciences-societe/speri/recherche/methodes/>
- Statistical data: <https://www.unige.ch/stat/fr/statistiques/chiffresetudiants/>

33 United Kingdom: Putting ageism on the agenda with the 2008 rotating module data

Summary

Type: Non-academic impact / academic impact / teaching impact

In 2010, a team of ESS contributors in the UK and Portugal became a formal research group, EURAGE (affiliated to the University of Kent, United Kingdom), after their rotating module on ageism was included in the 2008 ESS round. The team has been very active both in terms of research and dissemination of their findings based on the new ESS data, and its members were involved in various initiatives around issues of prejudicial attitudes held towards older people, old age and the ageing process. In addition to their academic articles and conferences, the team wrote reports for the British government and NGOs and, in doing so, helped to put ageism on the political and societal agenda.

Context and starting point

The 2008 ESS rotating module on ‘Age Attitudes and Experience of Ageism’ was the outcome of a research collaboration that started in the early 2000s. Between 2003 and 2005, scholars of the University of Kent (including Prof. Dominic Abrams) conducted a national survey on attitudes towards equality and prejudice in the UK, which included a section on ageism. In 2006, Prof. Abrams, together with Prof. Luisa Lima of the Lisbon University Institute and Geneviève Coudin of Paris V University, successfully responded to the call for tenders for ESS rotating modules. Their module was piloted the same year in the UK and Bulgaria. In 2009, both Abrams and Lima were commissioned by the British Department of Work and Pension (DWP) to analyse the data from their ESS module.

The team was consolidated into a formal research group, EURAGE,¹⁵¹ in 2010. Their focus was to continue working on the ESS data from the 2008 rotating modules on ageism. The team was led by Prof. Abrams and Prof. Lima; key team members were Prof. Bratt and PhD students Hannah Swift (University of Kent) and Dr. Sibila Marques (Lisbon University Institute). In 2010, Dr. Melanie Vauclair (University of Kent) received funding for a post-doc from the Department for Work and Pensions (DWP) to join the team and work on ESS data as well. Subsequently, she received EU Marie Curie funding for a three-year post-doc in Portugal (2011-2014) to continue her research. After obtaining her PhD, Hannah Swift, remained a member of the team through funding for a one-year post-doc from the UK Economic and Social Research Council. Today, the team also includes Dr. Christopher Bratt, Ruth Lamont and Libby Cuthbert (all from the University of Kent).

Use, outputs and added value of the ESS

The 2008 rotating module followed the successful national surveys in the UK. Until that time, work conducted in this field relied on national datasets. With the ESS data, it was possible for researchers to explore issues of ageism across Europe. It also allowed analysis following a multi-level approach.

The EURAGE team published more than a dozen scientific articles based on the ESS data and participated in many conferences, presenting the outcomes of their analyses. They also wrote reports for policy-related actors, both in the UK (the DWP, the charity Age UK and the Equality and Human Rights Commission) and in Portugal (Fundação Francisco dos Santos).¹⁵²

Dr. Swift herself, on her own or with colleagues, published nine academic papers using ESS data (see table below). In addition, one co-publication is under review and two are in preparation. Dr. Swift also

¹⁵¹ See <http://eurage.com/about-us/who-are-we.html>. Funding sources include DWP, ESRC and the European Commission, see <http://eurage.com/projects/current-research.html> (Accessed 14/06/2017)

¹⁵² For Age UK, see: <http://www.ageuk.org.uk/about-us/who-we-are/> (last consulted on 18/05/17); For the Equality and Human Rights Commission, see: <https://www.equalityhumanrights.com/en/about-us/who-we-are> (last consulted on 18/05/17); For Fundação Francisco dos Santos, see <https://www.ffms.pt/en> (last consulted on 26/05/17).

published an article in *Generations Review*, the newsletter of the British Society of Gerontology, where she disseminated EURAGE’s use of the ESS data.

List of Dr. Swift’s publication including ESS data (2012-2016)

Title	Year	Published in
Social psychology and gerontology: Integrating theory to explain and intervene in age discrimination towards older people in Europe	2016	<i>Cross-cultural and cross disciplinary perspectives in social gerontology</i>
Surprising effects of ageism	2016	<i>The Journal (AARP International)</i>
What do older people think what others think of them and does it matter? The role of meta-perceptions, meta-accuracy and societal norms in the prediction of experiences of age discrimination	2016	<i>Psychology & Aging</i>
How does income inequality get under the skin? The mediating role of perceived age discrimination in the inequality-health nexus for older and younger people	2015	<i>Unity, Diversity and Culture: Selected papers from the Twenty Second International Congress of the International Association for Cross-Cultural Psychology</i>
‘Being Old and Ill’ Across Different Countries: Social Status, Age Identification and Older People’s Subjective Health	2014	<i>Psychology and Health</i>
Perceived Age Discrimination as a Mediator of the Association Between Income Inequality and Older People’s Self-Rated Health in the European Region	2014	<i>The Journals of Gerontology Series B: Psychological Sciences and Social Sciences</i>
Subjective Social Status of Older People Across Countries: The Role of Modernization and Employment	2014	<i>The Journals of Gerontology Series B: Psychological Sciences and Social Sciences</i>
The paradox of well-being: Effects of age and GDP	2014	<i>Journal of Gerontology B: Psychological & Social Sciences</i>
Ageism doesn’t work	2012	<i>Public Policy and Aging Report</i>

Source: Hannah Swift

Dr. Swift took part in 14 conferences in which she presented her findings. The latest one took place at the end of May 2017 in Seoul, South Korea (“Ageism in Europe” organised by the International Association of Geriatrics and Gerontology). As a member of EURAGE, Dr. Swift participated in the writing of six reports for government and NGOs; she also provided data and analyses for NGOs to enrich their own reports.

In academic terms, the ESS data provided the EURAGE team with new insights, which in turn triggered new research. Most publications looked into individual and national differences in people’s experiences and their impacts on ageism. As it was the EURAGE team who designed the ESS module, they could tailor the questions to allow for a testing of theoretical hypotheses on discrimination. For example, it was the first time that data were available to investigate the role of intergenerational contact in the creation of attitudinal changes towards ageing.

One of these ‘never explored before’ issues was categorisation, in other words: where people draw the line between ‘young’ and ‘old’? It is a fundamental question for the study of ageism and had thus far been explored only at the national level. The question was asked in the ESS and Dr. Swift states that the findings on this issue were widely published in the media at the time. They could show that not only does the perception change with age (older respondents tend to believe that both youth and old age start later), there were also marked variations in the perceptions towards age across Europe. For instance, Greece was the country where people think old age starts the latest (at 68, against 60 in most other countries). These findings triggered new research, focusing on the factors that determine these variations. Research findings show that differences in perceptions are related to several factors, including higher life expectancy and levels of inequalities.

Dissemination

In addition to publications and presentations at academic conferences, the members of EURAGE have been active in disseminating their findings to the media. Their work has been talked about in newspapers and in radio broadcasting. Each time they published a report for either Age UK or the DWP, a press release was sent to the media including a two-page summary of the report and a link to download it.

After the publication of the *Attitudes to Age in Britain* report for the DWP in 2012, the team followed its coverage by the media. Over two years, almost 50 newspapers of different types mentioned the report; from specialised newspapers (Medical News Today, Nursing Standard) to wide-audience ones (The Daily Telegraph, the Sun, Manchester Evening News, the supplement of the Sunday Times). The interest did not come from UK only, as articles were also published in national newspapers in Belgium, Brazil, India, China, Argentina, Cyprus, Thailand, the US and Austria. In addition, they participated in six radio shows, both in the UK (BBC Radio London, BBC Radio 3 Counties, BBC Radio 4 and BBC Radio Kent) and abroad (Radio Belgium).

Hannah Swift has also been using the ESS data in her post-graduate course on *Multi-level modelling* (around 25 students per year) for the past ten years. Other members of the EURAGE team use the ESS data on ageing for their training courses as well. Prof. Lima uses them as examples in her lectures to first-year students in psychology (around 150 students), and also in her *Social relations and health* seminar (around 30 students per year). Dr. Marques uses the ESS in her health psychology courses (around 100 students). Every year, she begins her class with a presentation of the ESS and how it helped to analysis ageism and its impacts.

Outcomes and impacts

In the UK

At the time of the first surveys on ageism in which Abrams and Swift were involved (between 2003 and 2005), the data were collected in collaboration with Age UK. At this point, they already produced reports for Age UK. When ESS data became available, Age UK again commissioned them to publish reports on ageism in the UK and in Europe (*A Snapshot of Ageism in the UK and across Europe; Grey Matters – a survey of ageism across Europe; Ageism in Europe. Findings from the European Social Survey*). *A Snapshot of Ageism* was used by Age UK to influence government consultation on implementation of measures in the Equality Act 2012. *Grey Matters* was launched at the European Parliament in 2011. Four MEPs, five EC officials, two journalists and ten other stakeholders from six EU countries were present. The report was used to influence policy initiatives, including the EU Equal Treatment Directive.¹⁵³

In addition, the work done on the ESS data “has influenced Age UK’s work at conceptual level, providing insight for senior management in strategic planning, and will have an instrumental effect on the completion of (their) current planning cycle”.¹⁵⁴

At the same time, EURAGE was also commissioned by DWP to explore the data using modular modelling; this led to Melanie Vauclair being funded for her post-doc. The team produced reports as well as working documents (on the reliability of their measures) and background information. These reports were used by DWP as an evidence base for their policy. Specifically, their work “*has been useful for engaging widely with stakeholders, and demonstrating the wide perception of age discrimination, and so the need for people to reflect on their practices. [...] [It] supports engagement with employers, and helps to make the case for addressing discrimination*”.¹⁵⁵ In addition, Dr. Swift participated in seminars at DWP around her work on the ESS.

¹⁵³ <http://eur-lex.europa.eu/legal-content/EN/TXT/PDF/?uri=CELEX:52014DC0002&from=EN> (last consulted on 22/05/17)

¹⁵⁴ Quote from a letter of endorsement written by Age UK to Dr. Hannah Swift (provided by her)

¹⁵⁵ Quote from a letter of endorsement written by the DWP to Dr. Hannah Swift (provided by her)

In Portugal

Although this case study pertains chiefly to the UK, there are additionally some impacts in Portugal, which are worth noting here. Dr. Sibila Marques has been active in publishing her (and the team's) research results. After she completed her PhD in 2009, she published an article in a Portuguese national newspaper. Soon after, she was invited by the Fundação Francisco dos Santos¹⁵⁶ to write an essay on ageism. The Fundação was created "to study, disseminate and discuss the Portuguese reality". Its aim was to provide research-based material to foster societal debates. The Foundation is linked to a supermarket chain and uses it to disseminate its publications. The small book written in 2011 by Dr. Marques (*Discriminação da Terceira Idade*¹⁵⁷) was written for a wide audience. It has been sold around 8,000 times and is also often cited by scholars. In 2012, the European Year for Active Ageing and Solidarity between Generations, she took part in several initiatives during which she presented her case on ageism (for instance at a presentation at the Bank of Portugal).

The same year, she was also involved in the SiforAge (Social Innovation for Active and Healthy Ageing) consortium.¹⁵⁸ SiforAge was financed under the Seventh European Framework Programme (FP7). Dr. Marques participated in the pilot project for SiforAge, which aimed at preventing ageism in schools. In this project she used ESS data. The results of the SiforAge project provided input for an EU White Paper, *Making Choices for a Society for All Ages*, that was published in 2016. The findings of the project were considered "of considerable political and strategic significance".¹⁵⁹

Reflection on pathways

Ageism is a relatively new topic. In 2004, Prof. Abrams was the first to research it. The 2008 ESS rotating module has been a powerful tool for researchers to make the case against ageism. The data available were new and enabled unprecedented findings on ageism both at national and cross-national levels.

Different elements contributed to reaching the outputs and impacts mentioned above. First and foremost was the will of the researchers to push their ideas through. Dr. Marques underlined that she started the research in order to have an impact, hence her strong involvement in dissemination initiatives. The EURAGE team was involved in many publications and conferences throughout the years to promote their work.

Second, the existing relationship with policy and social stakeholders ensured that the researchers reached visibility of their findings outside the academic circle and into the policy domain. In the UK, the fact that the team was commissioned both by the British government and NGOs to analyse the ESS data was very helpful.

The third element was the novelty and the relevance of the issues that were tackled. Four years after the rotating module on ageism was implemented, the European Year for Active Ageing was launched. Ageism is of growing interest to policy-makers as European societies are becoming ageing societies. In addition, the topic of research is relatively new and as such, there is room for new research. The ESS was the first survey to provide data on the subject.

In the case of Portugal, another helpful element was the strong policy-orientation of the university to which Prof. Lima and Dr. Marques are affiliated. Ministers teach at the university and are therefore in close contact with research results and aware of interesting topics covered in PhD theses. This close connection to the policy world allowed, for example, Dr. Marques to publish an article in a national newspaper and subsequently to be contacted by the Fundação.

¹⁵⁶ <https://www.ffms.pt/en> (last consulted on 26/05/17)

¹⁵⁷ <https://www.ffms.pt/publicacoes/detalhe/37/discriminacao-da-terceira-idade> (last consulted on 26/05/17)

¹⁵⁸ http://www.siforage.eu/index_en.php (last consulted on 26/05/17)

¹⁵⁹ Jarré D., 2016, *Making choices for a society for all ages. A White Paper with recommendations for decision makers*, European Union, p. 9

In terms of barriers to impact, it should be noted that the fruitful collaboration with DWP did not last. Changes in UK government and policy meant that from around 2012, the DWP no longer considered the research findings and no further reports were commissioned. The 2013 DWP letter of endorsement states, “Dr. Swift’s work on the *Attitudes to age* was done at a time when the Government had an Ageing Strategy”. Buy-in from the department and responsiveness to existing strategies and priorities therefore need to be acknowledged as important success factors of the impacts of EURAGE’s work.

Sources

Interviews:

- Hannah Swift, research fellow, University of Kent: 18/05/17
- Luisa Lima, professor, ISCTE, University Institute of Lisbon: 23/05/17
- Sibila Marques, research, ISCTE, University Institute of Lisbon: 26/05/17
- Sujta Ray, Research department, Age UK (correspondence in writing)

Other sources:

- Age UK, 2011, A Snapshot of Ageism in the UK and across Europe, Age UK
- Age UK, 2011, Grey Matters – A Survey of Ageism across Europe. EU briefing and policy recommendations, Age UK
- Abrams D., Russell P.S., Vauclair C.-M., Swift H., 2011, Ageism in Europe. Findings from the European Social Survey, EURAGE for Age UK
- Drew H., King A., Ritchie F., 2013, Impact evaluation. Workplace Employment Relations Survey and European Social Survey. Final report to the ESRC, University of the West of England, Bristol
- Jarré D., 2016, Making choices for a society for all ages. A White Paper with recommendations for decision makers, European Union
- Sweiry D., Willitts M., 2012, Attitudes to age in Britain 2010/11, In-House Research No 7, Department for Work and Pensions

34 United Kingdom: Establishing Wellbeing in the UK

Summary

Type: Non-academic impact

The concept of ‘wellbeing’ has become increasingly important for policy-makers and government organisations at national and local level in the UK. Data from the ESS, particularly the rotating modules on Wellbeing (2006, 2012), have contributed to developing and refining wellbeing measures in the UK and informed the debate on policy aims beyond economic growth. In addition to academic research groups, the New Economics Foundation (NEF) and, more recently, the What Works Wellbeing Centre have been instrumental in developing and transmitting insights from analyses of ESS data to national policy audiences.

Context and starting point

Policy context and stakeholders

The concept of Wellbeing has become increasingly prominent in recent years, as academics, policy-makers and other stakeholders are looking for new ways of measuring policy success beyond the traditional indicators on economic growth. Internationally, the *Report by the Commission on the Measurement of Economic Performance and Social Progress*¹⁶⁰ proved to be a landmark publication which added momentum behind this development. Other notable contributions came from the OECD’s ‘Better Life Initiative’¹⁶¹ and the European Commission’s ‘Beyond GDP Initiative’.¹⁶²

At this time, UK government bodies had taken several steps to consider wellbeing more systematically, for example through the Whitehall Wellbeing Working Group’s (W3G) set up in 2005 by the Department for Environment, Food and Rural Affairs (Defra)¹⁶³ and the Foresight Mental Capital and Wellbeing Project (2008) carried out for the Government Office for Science (GO-Science).¹⁶⁴ In November 2010, Prime Minister David Cameron announced the ‘Measuring National Wellbeing’ programme and tasked the Office of National Statistics (ONS) with developing new ways of measuring wellbeing in the UK.¹⁶⁵ Wellbeing was now subject to official government policy and the need to understand and measure wellbeing was shared across a number of government bodies and other stakeholders.¹⁶⁶ With respect to this case study on the ESS, the following stakeholders were particularly important:

- The Office of National Statistics (ONS) were given the task to develop new ways of measuring national wellbeing in the UK as described above and now report 41 headline indicators.
- An All-Party Parliamentary Group (APPG) on Wellbeing Economics was set up in 2009. The group’s aim is to provide a forum for discussion and to encourage the adoption of indicators and policies in order to enhance wellbeing. The group put forward several Early Day Motions (EDM),¹⁶⁷ tabled questions for debate with government ministers and held a number of ‘Speaker Meetings’.¹⁶⁸

¹⁶⁰ <http://ec.europa.eu/eurostat/documents/118025/118123/Fitoussi+Commission+report>

¹⁶¹ <http://www.oecd.org/statistics/better-life-initiative.htm>

¹⁶² http://ec.europa.eu/environment/beyond_gdp/background_en.html

¹⁶³ http://www.sd-commission.org.uk/sdc_images/commonapproachtowellbeing.pdf

¹⁶⁴ <https://www.gov.uk/government/publications/mental-capital-and-wellbeing-making-the-most-of-ourselves-in-the-21st-century>

¹⁶⁵ <https://www.gov.uk/government/speeches/pm-speech-on-wellbeing>

¹⁶⁶ See also Allin and Hand (2017), “New statistics for old? – measuring wellbeing of the UK”, *Journal of the Royal Statistical Society: Series A* (2017) 180, Part 1, pp. 1-22.

¹⁶⁷ In the UK Parliament, Early Day Motions (EDMs) are motions submitted for debate in the House of Commons. Although rarely debated in the House, EDMs are used to put on record the views of individual members of Parliament or to draw attention to specific issues and often attract attention from the public and media (<http://www.parliament.uk/about/how/business/edms/>).

¹⁶⁸ <https://wellbeingeconomics.wordpress.com/about/>

- The Cabinet Office’s Analysis and Insights Team has become increasingly interested in the issue of wellbeing in the period since 2009 and works to raise awareness of the policy relevance of the wellbeing agenda across all government departments.¹⁶⁹
- Local government bodies are also an important audience in the discussion of wellbeing in the UK. The Local Government Act (2000) introduced the concept of wellbeing at the local level and several councils had worked with the New Economics Foundation on the issue of wellbeing in the early 2000s.¹⁷⁰

Researchers and knowledge brokers

Academic research on wellbeing is carried out by a range of research groups, particularly relevant here are the Well-being Institute (WBI) at the University of Cambridge leading the design of the ESS3 and ESS6 modules on wellbeing, and City University’s Centre for Comparative Social Studies. In addition to their work on the ESS, these two research groups were both represented on the Measuring National Well-being Technical Advisory Group to the ONS (2011-2012).¹⁷¹

The independent think tank New Economics Foundation (NEF) has played an important role as a knowledge broker in the policy debate on wellbeing in the UK. NEF established a wellbeing team in 2001 to explore the policy implications of adopting wellbeing as an aim of government policy. NEF conducts its own research but also has close ties to policymakers. Among other activities, NEF is part of the team behind the development of the ESS3 and ESS6 modules on wellbeing, it acts as secretariat for the APPG on Wellbeing Economics and was also a member of the Measuring National Well-being Technical Advisory Group to the ONS (2011-2012).¹⁷²

The What Works Centre for Wellbeing (WWCW) was established in 2014 with support from the Economic and Social Research Council (ESRC) and a number of government departments and other organisations. As part of the government’s ‘What Works Network’, the centre aims to bring together the best available evidence to inform policy-making on wellbeing in the UK.¹⁷³

Existing data sources and the ESS

As described above, by 2010 there was a clearly articulated need for information to understand and measure wellbeing in the UK. Some data sources were available and used by stakeholders prior to and in parallel with ESS. These data sources include:

- Eurobarometer
- Eurofund’s European Quality of Life Survey (EQLS)¹⁷⁴
- World Values Survey (WVS)¹⁷⁵
- European Union Statistics on Income and Living Conditions (EU-SILC)¹⁷⁶

The ESS core questionnaire contains several questions on issues that can inform the analysis of wellbeing. However, the first specific module on wellbeing was introduced in ESS Round 3. NEF was invited to join a team of researchers led by the University of Cambridge to design the module and to

¹⁶⁹ Drew, King and Richie (2013), Impact Evaluation: Workplace Employment Relations Survey and European Social Survey, Final report to the ESRC, University of the West of England, available at: <http://www.esrc.ac.uk/files/research/research-and-impact-evaluation/wers-and-ess-impact-study/>

¹⁷⁰ <https://youngfoundation.org/wp-content/uploads/2013/02/Local-Wellbeing-Can-we-Measure-it-September-2008.pdf>

¹⁷¹ <http://webarchive.nationalarchives.gov.uk/20160105160709/http://www.ons.gov.uk/ons/guide-method/user-guidance/well-being/measuring-national-well-being-technical-advisory-group/draft-terms-of-reference-for-the-technical-advisory-group.pdf>

¹⁷² <http://webarchive.nationalarchives.gov.uk/20160105160709/http://www.ons.gov.uk/ons/guide-method/user-guidance/well-being/advisory-groups/well-being-technical-advisory-group/index.html>

¹⁷³ <https://whatworkswellbeing.org/2014/10/29/what-works-centre-for-wellbeing-announced-today/>

¹⁷⁴ <https://www.eurofound.europa.eu/surveys/european-quality-of-life-surveys>

¹⁷⁵ www.worldvaluessurvey.org

¹⁷⁶ <http://ec.europa.eu/eurostat/web/microdata/european-union-statistics-on-income-and-living-conditions>

improve the policy-relevance of the collected data.¹⁷⁷ Their application was submitted to ESS in 2005, the field work was carried out in 2006, and the data released in 2007. Subsequently, a second specific module on wellbeing was included in ESS round 6 (2012).

Compared to other international datasets, interviewees described the added value of the ESS in terms of the specific topical focus, as well as the consistency and comparability of the indicators used. Compared to national data sources in the UK, such as the Annual Population Survey, the ESS offers smaller sample sizes, which makes it difficult to use for smaller geographical areas within the UK. However, the ESS enables a comparative perspective that gives better insights into the role of government policies and other structural factors that differ between countries.

Use of ESS

The direct analysis of ESS data was performed primarily by academics together with the NEF. Two projects where ESS had been particularly important were highlighted by the interviewees.

Following their involvement in the ESS3 wellbeing module, NEF published their “National Accounts of Wellbeing” in 2009. The publication provided a framework for measuring wellbeing and called for the government to establish national wellbeing indicators as a “key measure of societal programmes and as a transformative underpinning of the way in which national governments design, develop and deliver policies ...”.¹⁷⁸ The proposed framework combined 41 questions from the ESS wellbeing module to construct a hierarchy of two main sets of indicators capturing personal and social wellbeing. The report went on to provide an analysis of the ESS data, comparing wellbeing in the UK with other European countries included in the survey.

More recently, the ESRC funded the project “Making Wellbeing Count for Policy: Patterns and trends in personal, social and societal wellbeing in Europe and the UK” (2015-2016), led by Dr. Eric Harrison of the Centre for Comparative Social Surveys (CCSS) at City University London in collaboration with the Well-being Institute (WBI) at the University of Cambridge and NEF.¹⁷⁹ As the name suggests, the project aimed to contribute to the translation of evidence on wellbeing into clear messages for policy-makers, and made extensive use of the ESS. The final project report presented several approaches to measuring wellbeing, moving beyond the traditional single measure of life satisfaction. It presented analyses of four sets of wellbeing-related outcomes: 1) Comprehensive psychological wellbeing (Cambridge), 2) Inequalities in wellbeing (NEF), 3) Participation in behaviours believed to improve wellbeing (five ways to wellbeing) (NEF), and 4) Perceived quality of society (City University).¹⁸⁰

Results from all parts of the study attracted the attention of users in government, but interviewees particularly emphasised the impact of the analysis of wellbeing inequalities. The analysis compared wellbeing scores of different segments of the population (e.g. men vs. women, high vs. low income, etc.) and compared countries with respect to the level of inequality along these lines. The analysis led to several follow-up activities as policy-stakeholders in the UK took an interest in the concept as described in the section on impacts below.

Finally, the ONS and the Cabinet Office use insights from ESS data. The ONS primarily makes use of ESS in two ways: First, the ESS is used in conjunction with other international sources such as the European Quality of Life Survey, to complement data from UK and allow benchmarking against other European countries. ESS data is seen as particularly valuable because of the consistency of methods and comparability of results between countries, which helps improve the understanding of the state of wellbeing in the UK in an international context. Secondly, and less directly, the ESS has helped inform the development of the ways in which wellbeing is measured as exemplified by the 2015 paper on “Measuring National Well-being – An Analysis of Social Capital in the UK”, where several ESS indicators

¹⁷⁷ https://www.europeansocialsurvey.org/docs/round3/questionnaire/ESS3_huppert_proposal.pdf

¹⁷⁸ NEF (2009) *National Accounts of Well-being*, p. 49

¹⁷⁹ See <http://gr.rcuk.ac.uk/projects?ref=ES%2FLo14629%2F1> and <http://www.wellbeingcounts.org/>

¹⁸⁰ Harrison E., Quick A. and Abdallah, S. (eds.), *Looking through the wellbeing kaleidoscope: results from the European Social Survey* (2016), London: New Economics Foundation.

are considered.¹⁸¹ The role of ESS data in introducing new indicators of wellbeing inequality is described in the section below. Since 2009, at least 15 ONS publications on wellbeing have made direct reference to the ESS, most recently the Statistical Bulletin “Social Capital in the UK: May 2017”.¹⁸² In the Cabinet Office, the Insights and Analysis Team has analysed ESS data and are in contact with NEF, ESS headquarters at City University, as well as other academic groups in the UK on the issue of wellbeing.¹⁸³

Outcomes and impacts

The ESS wellbeing data has had direct and indirect impact in the UK in several respects. The interviewees consulted for this case study have identified three main avenues of impact:

First, the ESS contributed at several points to the development of indicators of measuring wellbeing in the UK: the “Measuring National Wellbeing Programme” undertaken by the Office of National Statistics in 2010 used ESS data, including from ESS3 module on wellbeing and the NEF’s ‘National Account of Wellbeing’ (2009). The programme ultimately led to the inclusion of four questions on wellbeing in the UK Annual Population Survey of some 160,000 individuals each year. ONS now reports on 41 headline indicators for wellbeing drawn from a variety of sources. More recently, the “Making Wellbeing Count for Policy” project has been instrumental in bringing wellbeing inequalities on the agenda of the ONS. According to interviewees, the ESS-based work has been invaluable in supporting the development of indicators for measuring wellbeing inequalities and it is expected these will be streamlined and included in ONS publications from late 2017 onwards. The impact on ONS indicators is considered particularly important as ONS headline statistics receive a lot of attention and help embed issues in policymaking.

Secondly, analyses based on ESS data have contributed more directly to informed government decision-making in several instances. With NEF acting as secretariat for the APPG on Wellbeing Economics, analysis based on ESS has been used by the group in its work to promote measures to promote wellbeing. The group has issued several Early Day Motions (EDM) in the House of Commons supporting the promotion of wellbeing. For example, the EDM “Measuring General Well-being” was put forward by Jo Swinson MP on the 16th November 2010 and concludes that “many scientists and economists already use existing wellbeing measures in their work, which are widely accepted and validated; and urges the Government to implement this policy as soon as is practicable.”¹⁸⁴ In April 2016, the APPG organised a specific event on “Wellbeing, Inequality and Social Deprivation”.¹⁸⁵ The results from the “Making Wellbeing Count for Policy” project was an important part of the motivation for holding the event, where findings from the project on wellbeing inequalities were presented along with evidence from other panel members. The use of ESS data and ESS-based analyses by the analysts in the Cabinet Office has similarly contributed to their effort to mainstream the concept of wellbeing across government.¹⁸⁶

Finally, ESS analysis helped establish wellbeing inequalities as a concern for local authorities in the UK. As part of the “Making Wellbeing Count for Policy” project, three round-table briefings were organised in early 2016 and were attended by a variety of stakeholders.¹⁸⁷ Several representatives from local authorities attended and expressed a strong desire to have data on wellbeing inequality available at a smaller geographical level in the UK. Having already seen the concept demonstrated in the analysis of ESS data, local policymakers understood the relevance to them and NEF was able to include this issue in a research proposal to the What Works Centre. Building on the approach developed for the ESS-based “Making Wellbeing Count for Policy” project, NEF carried out a study for the What Work Centre using wellbeing data from the UK Annual Population Survey. The findings from this UK-based study were

¹⁸¹ http://webarchive.nationalarchives.gov.uk/20160105160709/http://www.ons.gov.uk/ons/dcp171766_393380.pdf

¹⁸² <https://www.ons.gov.uk/peoplepopulationandcommunity/wellbeing/bulletins/socialcapitalintheuk/may2017>

¹⁸³ Drew, King and Richie (2013), *Impact Evaluation: Workplace Employment Relations Survey and European Social Survey, Final report to the ESRC*, University of the West of England

¹⁸⁴ <http://www.parliament.uk/edm/2010-12/1020>

¹⁸⁵ <https://wellbeingeconomics.wordpress.com/2016/05/06/event-findings-wellbeing-inequality-and-social-deprivation/>

¹⁸⁶ City University (2014), *REF impact case study on ESS*.

¹⁸⁷ http://www.wellbeingcounts.org/?page_id=74

published in the report “Measuring Wellbeing Inequality in Britain” in March 2017.¹⁸⁸ The report, including the finding that the Welsh Council of Blaenau Gwent was the most unequal local authority in the UK, received wide attention from the media, the BBC among others.¹⁸⁹ This in turn prompted interest from several local councils and Blaenau Gwent contacted the study team to learn more about wellbeing inequalities and what could be done about them. The Blaenau Gwent Wellbeing Assessment (April 2017)¹⁹⁰ covers the findings from the study and concludes that it presents an “opportunity to tackle this inequality by supporting the least happy to live a happy and fulfilling life” (p. 42). The Wellbeing Assessment will feed into the Council’s Wellbeing Plan due in 2018.¹⁹¹

Reflection on pathways

ESS data has successfully contributed to the measurement and understanding of wellbeing in UK. Interviewees consulted for this study have highlighted two important factors contributing to this outcome.

Firstly, the role of intermediaries such as NEF and the What Works Wellbeing Centre in bringing insights from analyses based on ESS data into policymaking circles is highlighted. Government users have, to a large extent, relied on secondary analysis of ESS data and rarely performed analysis of the raw ESS data set. NEF in particular has been in a key position, participating in the design and primary analysis of ESS data, but also drawing out policy-relevant conclusions and recommendations and interacting with users in government and Parliament. The recent work by NEF and the What Works Wellbeing Centre also shows how insights from analyses of ESS data are used to develop further analysis of other data sources that, in turn, has an impact on local authorities. The ONS and the Cabinet Office interact closely with the ESS survey team at City University of London and other academic groups.

Secondly, the involvement of users has been an important ingredient. In the recent ‘Making Wellbeing Count for Policy’ project, the participation of ONS and other stakeholders in the advisory group and roundtable briefings has been essential. They could follow the development of the research and see interim findings, and also helped direct future research by identifying policy-relevant questions and excluding questions that were less relevant. The relationships established during these activities were described as one of the long-lasting legacies of the project.

The interviewees agreed that ESS data and consequent analyses contained a rich source of insight that could be exploited more fully. The frequency of data collection and timeliness of survey results are important for policy purposes, but challenging to address without compromising the high methodological standards and international reach that makes ESS stand out from other sources. Communication, on the other hand, was considered an area where improvements could be made. The impact of the ‘Making Wellbeing Count’ project was described as a “slow burner” and consultation partners stressed the importance of investing in a long-term communication and media strategy that goes beyond the delivery of data or reports at the end of a project. A more sustained effort with repeated communication of key insights is needed to ensure greater policy impact.

Sources

Interviewees:

- Annie Quick, Lead for Wellbeing and Inequality, the New Economics Foundation (NEF): 15-05-2017
- Nancy Hey, Director, What Works Centre for Wellbeing: 19-05-2017
- Matthew Steel, Head of Quality of Life Branch, Well-being, Inequalities, Sustainability and Environment Division, Office for National Statistics (ONS): 01-06-2017

¹⁸⁸ <https://whatworkswellbeing.files.wordpress.com/2017/03/measuring-wellbeing-inequalities-in-britain-march2017.pdf>

¹⁸⁹ <http://www.bbc.co.uk/news/uk-wales-39174530>

¹⁹⁰ <http://www.blaenau-gwent.gov.uk/en/council/partnerships/partnership-working/>

¹⁹¹ <http://www.blaenaugwentlsb.org.uk/well-being-assessment.aspx>

Other sources:

- Allin and Hand (2017), “New statistics for old? – measuring wellbeing of the UK”, *Journal of the Royal Statistical Society: Series A* (2017) 180, Part 1, pp. 1-22.
- APPG Wellbeing Economics (2014), *Wellbeing in four policy areas – Report by the All-Party Parliamentary Group on Wellbeing Economics*, New Economics Foundation (available at: http://b.3cdn.net/nefoundation/ccdf9782b6d8700f7c_lcm6i2ed7.pdf)
- City University London (2014), *The European Social Survey*, Impact Case Study submitted for assessment to the Research Excellence Framework (REF2014).
- Drew, King and Richie (2013), *Impact Evaluation: Workplace Employment Relations Survey and European Social Survey*, Final report to the ESRC, University of the West of England (available at: <http://www.esrc.ac.uk/files/research/research-and-impact-evaluation/wers-and-ess-impact-study/>).
- *Early day motion 1020: Measurement of General Well-being*, Session 2010-12 (available at: <http://www.parliament.uk/edm/2010-12/1020>)
- Evans (2011), *Findings from the National Well-being Debate*, Office of National Statistics
- Harrison E., Quick A. and Abdallah, S. (eds.) (2016), *Looking through the wellbeing kaleidoscope: results from the European Social Survey*, London: New Economics Foundation.
- Hicks (2011), *New approaches to measurement of Quality of Life*.
- Hicks (2011), *Spotlight on: Subjective well-being*, Office of National Statistics
- Huppert (2005), *Question Module Design team (ESS Round 3) Application Form*, (available at: https://www.europeansocialsurvey.org/docs/round3/questionnaire/ESS3_huppert_proposal.pdf)
- Joloza (2013), *Review of available sources and measures for children and young people’s well-being*, Office of National Statistics.
- Michaelson, J., Abdallah, S., Steuer, N., Thompson, S., & Marks, N. (2009). National accounts of well-being. London: New Economics Foundation (available at: <http://www.nationalaccountsofwellbeing.org/learn/download-report.html>).
- Newton, Earle and Dondi (2007), *Developing a Common approach to wellbeing*, Wellbeing: a common approach Working Conference Paper (available at: http://www.sd-commission.org.uk/sdc_images/commonapproachtowellbeing.pdf)
- ONS (2009), Working Paper: Measuring Societal Wellbeing in the UK
- ONS (2017), *Social Capital In the UK: May 2017*, Statistical bulletin.
- Randall (2012), *Measuring National Well-being, Where we Live, 2012*, Office of National Statistics
- Randall (2015), *Measuring National Well-being: Our Relationships, 2015*, Office of National Statistics.
- Seddon (2012), *Measuring National Well-being - Personal Finance, 2012*, Office of National Statistics
- Randall (2012), *Measuring National Well-being - Governance, 2012*, Office of National Statistics
- Siegler (2014), *Measuring Social Capital*, Office of National Statistics
- Siegler (2015), *Measuring National Well-being - An Analysis of Social Capital in the UK*, Office of National Statistics.
- Siegler, Njeru and Thomas (2015), *Inequalities in Social Capital by Age and Sex, July 2015*, Office of National Statistics.

- Steuer and Marks (2008), *Local Wellbeing: Can we measure it?*, NEF and the Young Foundation (available at: <https://youngfoundation.org/wp-content/uploads/2013/02/Local-Wellbeing-Can-we-Measure-it-September-2008.pdf>).
- Stiglitz et al. (2009), *Report by the Commission on the Measurement of Economic Performance and Social Progress* (available at: <http://ec.europa.eu/eurostat/documents/118025/118123/Fitoussi+Commission+report>)
- Tinkler and Hicks (2011), *Measuring Subjective Well-being*, Office of National Statistics
- Waldron (2010), *Measuring Subjective Wellbeing in the UK*, Working Paper, Office of National Statistics.
- Abdallah S and Quick A (2016), *Inequalities in wellbeing Background briefings and engagement from the Making Wellbeing Count for Policy project*, London: New Economics Foundation (available at: <http://www.wellbeingcounts.org/wp-content/uploads/2016/05/Inequalities-Workshop-report-1.pdf>).
- Abdallah S and Quick A (2016), *The five ways to wellbeing Background briefings and engagement from the Making Wellbeing Count for Policy project*, London: New Economics Foundation (available at: <http://www.wellbeingcounts.org/wp-content/uploads/2016/05/Five-ways-Workshop-report-1.pdf>).
- Abdallah S, Harrison E, Quick A, Saini R and Zwiener N (2016), *Governance, wellbeing and the perceived quality of society Background briefings and engagement from the Making Wellbeing Count for Policy project*, London: New Economics Foundation (available at: <http://www.wellbeingcounts.org/wp-content/uploads/2016/05/Governance-and-PQOS-Workshop-report-1.pdf>).

35 Europe: Improvement of the EQLS through the ESS

Summary

Type: Non-academic

Eurofound has developed three regularly repeated monitoring surveys, one of which is the European Quality of Life Survey (EQLS). As the EQLS developed, improving quality became more important and other surveys were used as a benchmark for improving its methodology, among which the European Social Survey. EQLS has benefitted from the ESS in several ways, including in terms of question development, survey design and improving response rates. After the various quality assessment reports that drew on the ESS, EQLS indicators have been increasingly used in research, public debate and incorporated into the decision-making process in the European Union (EU).

Context and starting point

The European Foundation for the Improvement of Living and Working Conditions (Eurofound) is a tripartite EU agency established in 1975 to contribute to the planning and design of better living and working conditions. Eurofound carries out its role in partnership with EU institutions, governments, employers and trade unions. Its directors are appointed by the European Commission (EC) from a list provided by the Governing Board of Eurofound. This Board is composed of representatives of the governments and social partners of all EU member states, and is responsible for the development of Eurofound's work programme. Every four years, Eurofound comes with a new work programme after a review of its strategy and an assessment of the orientation to be given to Eurofound's work.

Eurofound's core activities are research management, as well as information and communication. Furthermore, Eurofound maintains the work of departments of administration, human resources, operational services, and information and communication technologies. As monitoring is an important part of Eurofound's work, they have several tools to do so. Next to observatories and a monitoring centre, Eurofound has developed three regularly repeated surveys to contribute to the planning and establishment of better living and working conditions, namely, the European Company Survey (ECS), the European Working Conditions Survey (EWCS) and the European Quality of Life Survey (EQLS).¹⁹² The surveys share several features:

- Representative samples
- Coverage of all EU Member States as well as (potential) Candidate Countries and EFTA countries
- Cross-country comparability
- Multiple waves (enabling trend analysis)
- Questionnaires covering a wide range of topics designed to meet European policy needs
- Developed in close cooperation with Eurofound's tripartite stakeholders and experts in the field
- Questionnaires built on an inter-disciplinary scientific basis
- Elaborate strategy for quality assurance
- Timely availability of results, in policy relevant reports, the online data visualisation tools, and through the UK data archive¹⁹³

The EQLS is carried out every four years, and examines the circumstances of European citizens and how they feel about them. It looks, for example, at employment, education, housing, health, family, and work-life balance, but also at subjective topics such as the level of happiness and life satisfaction (Wallace et al., 2007).

¹⁹² Source: <https://www.eurofound.europa.eu/is/surveys>

¹⁹³ Source: <https://www.eurofound.europa.eu/surveys/about-eurofound-surveys>

The first round of the EQLS was in 2003. It was conducted in all 27 out of 28 countries that are currently EU Member States, and Turkey.¹⁹⁴ The second round was held in 2007-08, with the 27 current EU Member States, Turkey, Croatia, Macedonia and Norway. In 2011-2012, the third round was held in a total of 34 countries: 27 Member States, Turkey, Croatia, Macedonia, Montenegro, Serbia, Kosovo and Iceland. In September 2016, the fieldwork in the 28 EU Member States and Turkey, Macedonia, Albania, Montenegro and Serbia started for the fourth round. The fieldwork is coordinated by Kantar Public, who interview a total of 35,800 people with sample sizes ranging from 1,000 to 2,000 per country. The face-to-face interviews take place in people's homes.

By running the survey every four years, it has become possible to track trends in the quality of the lives of Europeans over time. For example, since the economic crisis began, people had greater difficulties making ends meet. Furthermore, in many countries, people feel that tension has grown between people from different ethnic groups. Also, in most European countries people now trust their governments less than they did before.

According to Eurofound (2016), the EQLS has developed into a valuable set of indicators of economic growth and living standards. The EQLS not only comprises widely used indicators such as GDP or income per capita, but also includes environmental and social aspects of progress, which can thus be easily integrated into the EU's decision-making processes and taken up by public debate at EU and national levels.¹⁹⁵

The EQLS has been used in several influential EU research activities, such as "Third European Quality of Life Survey – Quality of Life in Europe: Families in the Economic Crisis" (2013), "Hard Work in New Jobs: The Quality of Work and Life in European Growth Sectors" (2015) and "First European Quality of Life Survey: Income inequality and deprivation" (2005).

Use of ESS

As the EQLS developed over the rounds, the ESS was used as a benchmark for improving its methodology.

The ESS has helped the development of the EQLS in many ways. A general movement at Eurofound had started around the second round of the survey to improve on quality, and one aspect of this was to carry out external quality assessments. External contractors are asked to look at the data quality and the process quality. For this purpose, the contractor is also asked to look at other datasets. ESS is an obvious example, as it is a general social survey with a similar population. Before each round of Eurofound surveys, a preparatory phase is carried out, including consulting stakeholders and experts regarding survey tools. In this context, Eurofound has been in contact with ESS HQ for ten years.

Quality is assessed for all stages of the survey process, from sampling design to the implementation and final dissemination of data. The quality of the survey output is assessed as well, on five components set out by the European Statistical System: *Relevance, Accuracy, Timeliness, Accessibility & clarity and Coherence & comparability* (Petraikos et al., 2010). Based on its quality assessments, recommendations are made for forthcoming rounds of the EQLS. Here, we look at the quality assessment of the second and third round of the EQLS. In its Quality Assessment of the second European Quality of Life Survey from 2010, the ESS was used as a benchmark for improving EQLS's methodology on several points:

- Looking at *survey implementation*, EQLS is compared with other surveys on response rate targets. The target of EQLS is 50%, that of ESS is 70%. The response rates are compared per country as well. On average, the response rate of EQLS is 45.5% and that of ESS is 62.6%. It is mentioned that in the next round, measures should be taken to increase response rates (Vila et al., 2013).
- The ESS is used when assessing *relevance* of the survey. Relevance is the degree to which statistics meet current and potential user's needs, including the production of all needed statistics and the

¹⁹⁴ Croatia did not take part in this round.

¹⁹⁵ Source: <https://www.eurofound.europa.eu/surveys/european-quality-of-life-surveys>

extent to which the concepts used reflect user needs. The EQLS is considered an important source of information regarding quality of life in Europe, but in the context of relevance, it is compared with other cross-national surveys, such as the ESS, EU-SILC, LFS, EB, HBS and EHS. EQLS is compared with these surveys on 16 characteristics, such as the degree of harmonisation of national surveys, the number of indicators per topic/dimension, comparability of indicators over time and the frequency of the survey. An advantage of the EQLS is the large number of indicators on a wide range of dimensions related to quality of life, wellbeing and living conditions. EQLS also provides a good mix of subjective and objective indicators. Furthermore, the thematic sections of the survey are highly harmonised.

- The ESS is used for the assessment component of *coherence* as well. Coherence is about the extent to which statistics stemming from different surveys are similar. The evaluation of coherence is made by comparing data from other related surveys, which have common variables and similar target populations to the data of the EQLS. For instance, indicators of the EQLS of 2007 were compared with the indicators of the ESS of 2008 to check for coherence.

A comparison has been carried out, based on weighted data, between the values for the four core social variables education, employment, occupation and work time between the third EQLS, LFS 2011, EU-SILC 2011 and ESS 2010 (Grijpstra et al., 2013). Several conclusions were drawn with regard to the comparison with ESS:

- Regarding education, the EQLS shows a large overestimation of the population with low education in the UK, and an underestimation of the percentage of the population with intermediate education. Furthermore, there are large deviations in Spain, Lithuania and some other countries.
- Regarding occupation, the percentage of respondents with the occupation of skilled agricultural worker varies considerably between EQLS and ESS across almost all countries.
- There are some observed differences between EQLS and ESS in the proportion of people working part time.

These findings, based on the ESS practices and outcomes, led to a number of recommendations which were reported in the assessment report of the second European Quality of Life Survey (Petraikos et al., 2010). First, it includes the establishment of methodological guidelines for the implementation of the next wave. These guidelines should address, for example, detailed requirements for organisational structure and training needs, sampling requirements, the data collection procedure and the use of CAPI. Furthermore, the recommendations also include training of interviewers, as better trained interviewers tend to obtain higher response rates and minimise measurement error. To further combat non-response, the contract rate should be increased. A standard approach to calculating response rates, as is done at ESS, is recommended as well. Eurofound contracted this report out to a consultancy specialized in assisting organisations in delivering quality statistics. The consultancy developed the methodology and included the ESS in their evaluation.

The recommendations section on EQLS methodology of the quality assessment report advises refining the general coherence of concepts. Where possible, variable definitions and response categories should be matched with those of the European Statistical System and social surveys such as the ESS to improve coherence between the different surveys. Otherwise, the correspondence to be used for matching the EQLS with external source data should be indicated. Specifically, classification variables such as occupation and labour status should be arranged in such a way that they allow for coherence analysis, by, if necessary, merging categories. To improve response rates, attention should be paid to pre-survey promotion, contact with selected respondents, and interview training in order to minimise refusals.

Outcomes and Impacts

According to Eurofound, the European Social Survey has been an important driver to improve the quality of measurement instruments in social surveys, such as the EQLS, particularly in question development, improvement of response rates and survey design.

The ESS has provided a benchmark for the development of the EQLS questions pertaining to social cohesion, inclusion, empowerment, as well as, socio-economic security (Lin and Hermann, 2015). In the EQLS reports of 2003 and 2007, Abbott and Wallace (2012) showed that several survey indicators can be selected for constructing a social quality model, which explains differences in the quality of life in European countries.¹⁹⁶

For the fourth round of the EQLS, Eurofound decided to advance in the measurement of the quality of society; this measurement takes into account factors such as trust in institutions and other people, perceived tensions between social groups and attitudes towards migrants and other groups. The designers of the EQLS have referred to the ESS for ideas and copied two questions directly from the ESS survey:

- “On the whole, how satisfied are you with the way democracy works in [country]?”
- “On the whole, how satisfied are you with the present state of the economy in [country]?”

An improvement of the response rates of the EQLS has been one of the priorities for Eurofound. In January of 2013 Eurofound organised an expert seminar to discuss the non-response bias and to learn about methods for increase of response rates. Based on the experience with the ESS, seminar speaker Ineke Stoop gave a presentation, “*Enhancing response rates and minimizing nonresponse bias: supporting or separate goals?*”, and Jaak Billiet, Hideko Matsuo and Ahu Alanya elaborated on the study “*Designs for unit-nonresponse bias adjustment combining multiple sources of auxiliary data: applications in the European Social Survey (ESS)*”. As a result of the seminar, the EQLS designers have improved collaboration with the EQLS experts, introduced a standard approach to calculating survey response rates and started to compare rates with those of the ESS.

The exchange of experiences among EQLS and ESS experts has not been limited to the study of response rates, but expanded to practices in fieldwork and data collection. In 2015 Eurofound conducted a feasibility study, preparing for introduction of the web-based data collection in the 4th round of EQLS. ESS’ own experiments with web administration have been taken into account, so the study recommended to reduce the length of questionnaires to less than twenty minutes. The current data collection procedures of the EQLS are similar to those of the ESS, namely, after a face-to-face interview, respondents are asked to fill in an additional web survey. Between the autumn of 2016 and early 2017 the survey packages of the ESS and the EQLS have been tested in Slovenia, Estonia and the UK, and the exchange of experiences in the fieldwork is planned.

In general, the cooperation between social survey designers has been of great use to EQLS. Müller (2014)¹⁹⁷ assessed the use of the ESS datasets in articles on social sciences in Europe. The analysis produced findings indicating the main thematic interests of the community of social researchers and encouraged the inclusion of new topics in the survey. Based on results of the study, Eurofound reconsidered the design of its surveys and choice of questions.

Reflection on pathways

The evaluation of the EQLS, which led to the incorporation of a number of recommendations based on ESS’ practices, was carried out by an external, private partner. This makes it impossible to fully understand how ESS became part of the benchmark in 2003. However, the collaboration thereafter between the ESS and the EQLS was facilitated through the organisation of several expert seminars, which attracted members of the ESS scientific board and fuelled the exchange of good practice. Moreover, these contacts also led to cooperation in the areas of data collection and practices in the field. The similarity of both surveys, the proactive attitude of the EQLS in advancing their techniques and methods and ESS’s firmly structured and scientifically supported methodology all contribute to a smooth pathway to collaboration.

¹⁹⁶ Abbott, P. and Wallace, C. (2012). Social Quality: A Way to Measure the Quality of Society. *Social Indicators Research* 108(1):153-167. Available at: <https://www.ncbi.nlm.nih.gov/pmc/articles/PMC3384781/>

¹⁹⁷ Source: [http://www.iiisci.org/Journal/CV\\$/sci/pdfs/SA440MG14.pdf](http://www.iiisci.org/Journal/CV$/sci/pdfs/SA440MG14.pdf)

Sources

Interviews:

- Interview with Tadas Leončikas: 30-05-2017
- Interview with Antonia Ieromnimon: 15-06-2017

Other sources:

- Abbott, P. and Wallace, C. (2012). Social Quality: A Way to Measure the Quality of Society. *Social Indicators Research* 108(1):153-167. Available at: <https://www.ncbi.nlm.nih.gov/pmc/articles/PMC3384781/>
- Eurofound. (2016). European Quality of Life Surveys (EQLS). Available at: <https://www.eurofound.europa.eu/surveys/european-quality-of-life-surveys>
- Fahey, T. and Whelan C.T. and Maitre, B. (2005). First European Quality of Life Survey: Income inequality and deprivation. European Foundation for the Improvement of Living and Working Conditions. Available at: <http://edz.bib.uni-mannheim.de/daten/edz-ma/esl/05/ef0593en.pdf>
- Grijpstra, D, Klaver, P. de, Graaf, A. van der, Veldhuis-Van Essen, C. & Weijnen, T. (2013). *Third European Quality of Life Survey – Quality of life in Europe: Trends 2003-2012*. Eurofound. Available at: <http://digitalcommons.ilr.cornell.edu/cgi/viewcontent.cgi?article=1347&context=intl>
- Holtgrewe, U. and Kirov, V. and Ramioul, M. (2015). *Hard Work in New Jobs: The Quality of Work and Life in European Growth Sectors*. UK: Palgrave Macmillan.
- Lin, K. and Hermann, P. (2015). *Social Quality Theory*. UK: Berghahn Books.
- Petrakos, M., Kleideri, M. & Ieromnimon, A. (2010). *Quality Assessment of the 2nd European Quality of Life Survey*. Eurofound. Available at: https://www.eurofound.europa.eu/sites/default/files/ef_publication/field_ef_document/ef1160en.pdf
- Rose, R., Munro, N. & Wallace, C. (2009). *Quality of life in Europe 2003-2007. Second European Quality of Life Survey*. Eurofound. Available at: https://www.abdn.ac.uk/socsci/documents/Rose_Monroe_Wallace_2009.pdf
- Sandor, E. and Ahrendt, D. and Kuenzi, R. (2013). *Third European Quality of Life Survey – Quality of Life in Europe: Families in the Economic Crisis*. Cornell University ILR School. Available at: <http://digitalcommons.ilr.cornell.edu/cgi/viewcontent.cgi?article=1369&context=intl>
- Vila, J., Cervera, J. & Carausu, F. (2013). *Quality Assessment of the third European Quality of Life Survey*. Eurofound. Available at: http://doc.ukdataservice.ac.uk/doc/7316/mrdoc/pdf/7316_3rd_eqls_external_quality_assessment_report.pdf
- Wallace, C., Pichler, F., & Hayes, B. C. (2007). *First European Quality of Life Survey: Quality of work and life satisfaction*. Eurofound. Available at: <http://www.lu.lv/materiali/biblioteka/es/pilnieteksti/nodarbinatiba/First%20European%20Quality%20of%20Life%20Survey%20-%20Quality%20of%20work%20and%20life%20satisfaction.pdf>

36 Europe: Attitudes towards immigrants in European Societies – Two theories compared

Summary

Type: academic and non-academic impact

Dr. Valeria Bello used ESS data to explore how Europe's attitudes to immigrants have changed over time, before and after the economic crisis, and among countries exposed to different levels of migration. The research deals with the topic of immigration and the factors that affect how society reacts towards immigrants. The ESS data was used during the data collection and analysis phase, providing the necessary quantitative information to answer whether cultural or economic factors were stronger in formulating attitudes towards immigrants. The findings of the research led to a number of presentations on the topic of immigration given at the UN as well as subsequent studies (all using ESS) on the topic of immigration.

Context and starting point

Dr. Valeria Bello is a Research Fellow at the United Nations University Institute on Globalization, Culture and Mobility (UNU-GCM) and the founding scientific coordinator of the UNU Migration Network. She is a political sociologist by training and is studying how the dynamics of identity formation change as a consequence of globalization and mobility. Her research interests concern the role of non-state actors in the area of both migration and interethnic relations and in the fields of international relations and human security.

Her work on attitudes towards immigrants focuses on comparing perceived group threat theory with intercultural values theory. The initial part of the work was primarily a literature review regarding the emergence and application of these two theories.

The reviewed academic work provided a background on how cultural and economic factors influence attitudes towards immigrants in society. However, in order to test these two competing theories empirically, it was necessary to have a data source capable of facilitating comparative analysis across EU countries.

In this context, the ESS came into the picture as a reliable, scientifically sound and well developed source of information. It was the only data source that could provide suitably high-quality comparable data on a European scale that also had sufficient focus on the topic of Bello's investigation.

Use of ESS

Having identified ESS data as a key source to move forward her theoretical analysis into an empirical approach, Dr. Bello analysed ESS data from rounds 1 through 5 to determine whether the recent economic crisis had had an impact on individuals' attitudes towards immigrants. The ESS data allowed Dr. Bello to compare and determine whether measured attitudes in the time period 2002-2006 were statistically significantly different from those measured in the period 2008-2010.

Dr. Bello's multilevel analysis used the following ESS survey item about immigrants as its dependent variable: immigrants make [country] a worse (0) or a better (10) place to live. The statistical analysis tested a long list of other variables, from personal qualities (gender, age, education, faith, income, etc.) to more macro-economic factors (e.g. cultural conservatism, GDP / capita, GDP growth, long-term foreign residents, etc.).

Taking 25 European countries included in the ESS data as the initial sample, Dr. Bello was able to determine that the economic crisis affected prejudice towards immigrants in the most affected countries. Following this discovery, she used multilevel analysis on the group of countries where the data suggested that the economic crisis had had a significant impact on how immigrants are perceived, in order to

understand the magnitude of the role played by the different factors previously identified in the literature review as sources of prejudice.

Once again, by using the ESS datasets, she was able to discern that the most powerful determinants related to perception towards immigrants are those represented by the intercultural values. These findings demonstrated that even in times of economic crisis, cultural rather than economic aspects play a much more significant role when determining how individuals react towards immigrants.

Outcomes and impacts

Dr. Bello's work made an important contribution to the study of attitudes towards immigration, in particular by using ESS data to test the salience of two major competing theories on this issue (group threat vs. cultural values).

The resulting work was published as a UNU Policy Report.¹⁹⁸ Regarding the added value of ESS for the study, Dr. Bello remarked that its flexibility and its comparability were critical characteristics for the success of her endeavours. The ESS datasets offered a perspective on a large timescale and in cross-national comparative context, broad enough to offer a perspective on large-scale political and economic events. The ESS item on attitudes towards migrants could be analysed based on selected migration policies while offering a wide set of tools for applying and testing theories. Dr. Bello also remarked that ESS "speaks to scientists" and provides the opportunity to compare their own research with that of others.

The study led to a number of presentations, lectures and further research into the subject, namely:

- At the UN headquarters in New York and the United Nations Office at Geneva her work was part of the UNU-GCM policy report series on Migration, Media and Intercultural Dialogue (Series 1, Issue 10) in which she makes some concrete policy recommendations on the basis of this study, such as the promotion of education policies that embrace intercultural values, engaging local government, and inclusive policies that adopt a longer-term view of settlement for migrants;
- She has given a lecture entitled 'The Lack of Interculturalism, Prejudice and Processes of Radicalisation', which was part of a training course on international criminal law and global threats to peace and security organised by UNICRI - United Nations Interregional Crime and Justice Research Centre in Turin, Italy.
- She was part of a closed doors meeting at the UN-OHCHR's Roundtable of experts on "Changing the public narrative on migration", 21st April 2016, Geneva, Switzerland where Dr. Bello gave an invited presentation in session 4 "From evidence to change";
- Dr. Bello spoke at the New York UN Headquarters Visitor Centre public event "The Rise of Xenophobic Nationalist Politics and Policy Implications for Migration" which took place on 20th April 2017. She presented her work on prejudice and xenophobia as a panellist to provide academic thinking on key policy-relevant migration themes to diplomatic missions and international organisations based in New York, to inform the ongoing negotiations for the Global Compact on Safe, Orderly and Regular Migration;
- At the New York UN Headquarters Visitor Centre Dr. Bello was the speaker at a public event, "Meet the Author: Valeria Bello on Why Prejudice is a Global Security Threat" which took place on the 21st April 2017;
- Dr. Bello has led and co-edited a special section of the journal International Migration (a refereed journal published for IOM) on 'Interculturalism in Times of Crisis', published in 2017, which also includes a single-author article by Dr. Bello on this theme aimed at academic and policy audiences.

¹⁹⁸ Bello, V. (2013) "Attitudes towards immigrants in European Societies. A comparison between the Perceived Group Threats Theory and the Intercultural Values Theory through a multi-level analysis", Policy Report No. 01/10. Barcelona: United Nations University Institute on Globalization, Culture and Mobility: <http://collections.unu.edu/eserv/UNU:1968/pdf24-unu-gcm-01-10.pdf>

Through these examples of dissemination and policy engagement, Dr. Bello's research findings have reached diverse policy audiences. Concrete policy changes are not known yet at this point, but the work has been successfully communicated to a broad range of stakeholders on a global scale.

The conducted study of attitudes towards immigrants has led to further research and additional publications that used ESS as a data source. In particular, 2 articles in scientific journals were published (one in 2016 and another in 2017) as well as a recent book published in 2017:

- Bello V. (2016) "Inclusiveness as Construction of Open Identity. How Social Relationships Affect Attitudes towards Immigrants". *Social Indicators Research* 126 (1): 199-223
- Bello V. (2017) "Interculturalism as a New Framework to Reduce Prejudice in Times of Crisis" 55 (2): 23-38
- Bello, V. (2017) *International Migration and International Security. Why Prejudice is a Global Security Threat*, Routledge, London and New York

Dr. Bello also continues to pursue work with immigrant policy, having recently constructed an index of inclusive societies that answers why people in some countries are less prejudiced than in others.

Reflection on pathways

The UN and Dr. Bello's position as the scientific coordinator of the UNU Migration Network were critical factors facilitating the level of visibility attained by the publication. Through these appearances and publications, Dr. Bello was able to disseminate her findings to various groups, including policymakers.

Whilst no policy changes as such have resulted from Dr. Bello's work yet, she makes a number of policy recommendations, which were disseminated in the meetings attended by policymakers, suggesting potential for future impact.

Outside of discussing how ESS can impact policy, Dr. Bello also provided insights in her experience as a researcher working with ESS data, its value and hurdles she encountered.

Dr. Bello notes that ESS is the most important tool that the EU and its researchers have at their disposal for analysis of social and political values and attitudes, both in academic and non-academic terms. Offering reliable macro level variables in different domains the ESS makes it possible for researchers to produce accurate findings and draw concrete recommendations. Countries have the option to see what is happening at their national level (compared to other countries) and address issues accordingly.

Data access is an important issue in these contexts, and consultations for this case indicate that there have been positive developments in this regard: for earlier ESS rounds, academics had to deal with large data files where they had to remember the variables and not change the labels. However, Dr. Bello noted that at the present, researchers are able to download variables for different rounds. The availability for all countries for all rounds is important for a smooth analysis and these changes would have been highly beneficial for past research.

Sources

Interviews:

- Dr. Valeria Bello, Research Fellow at the United Nations University Institute on Globalization, Culture and Mobility (UNU-GCM).
- Dr. Amrith Megha, Research Fellow at the United Nations University Institute on Globalization, Culture and Mobility (UNU-GCM).

Other documents:

- Bello, Valeria. Attitudes towards immigrants in European Societies. A comparison between the Perceived Group Threats Theory and the Intercultural Values Theory through a multi-level analysis. Policy Report No. 01/10. Barcelona: United Nations University Institute on Globalization, Culture and Mobility (UNU-GCM), 2013.

technopolis |group| United Kingdom
3 Pavilion Buildings
Brighton BN1 1EE
United Kingdom
T +44 1273 204320
E info@technopolis-group.com
www.technopolis-group.com